door and frame schedule

MARK	DOORS SIZE W	H	T	MAT	ELEV	F	HDWR. GROUP	GLASS TYPE	FRAMES MAT	ELEV	F	DETAILS HEAD	JAMB	SILL	UL LABEL	REMARKS
100A	3'-0"	7'-0"		AL	C	AL	8	SAFETY	AL	E	PF	10/A8	6/A8	11/A8		
100B	3'-0"	7'-0"		AL	C	AL		SAFETY	AL	G	PF	10/A8	6/A8	11/A8		
101A	6'-0"	7'-0"	1 3/4"	SC	B	ST	5	WIRE	HM	B	P	6/A8	6/A8	—	60 MIN.	
101B	3'-0"	7'-0"	1 3/4"	HM	A	P	6		HM	D	P	1/A8	5/A8	11/A8		
102	3'-4"	7'-0"	1 3/4"	HM	A	ST			HM	MFR	P	6/A12	8,9/A12		60 MIN.	
103	3'-0"	7'-0"	1 3/4"	SC	A	ST	7		HM	A	P	8/A8	8/A8			
104A	6'-0"	7'-0"		AL	C	PF	8A	SAFETY	AL	H	PF	4/A8	6/A8			
104B	6'-0"	7'-0"		AL	C	PF		SAFETY	AL	H	PF	4/A8	6/A8			
105	3'-0"	7'-0"	1 3/4"	SC	B	ST	4	WIRE	HM	A	P	8/A8	8/A8		60 MIN.	
107	3'-0"	7'-0"	1 3/4"	HM	A	P	4		HM	A	P	8/A8	8/A8		20 MIN.	
108A	3'-0"	7'-0"	1 3/4"	SC	A	ST	3		HM	A	P	3/A8	7/A8		60 MIN.	
111	3'-0"	7'-0"	1 3/4"	SC	A	ST	3		HM	A	P	3/A8	8/A8		20 MIN.	
112	3'-0"	7'-0"	1 3/4"	SC	A	ST	2		HM	A	P	8/A8	8/A8		20 MIN.	
113	1'-8"	7'-0"	1 3/4"	SC	A	ST	9		HM	A	P	8/A8	8/A8		20 MIN.	
114	3'-0"	7'-0"	1 3/4"	SC	A	ST	2		HM	A	P	8/A8	8/A8		20 MIN.	
115	3'-0"	7'-0"	1 3/4"	SC	B	ST	1	WIRE	HM	A	P	8/A8	8/A8		20 MIN.	
115A	3'-0"	7'-0"	1 3/4"	SC	A	ST	7		HM	A	P	8/A8	8/A8			
116	3'-0"	7'-0"	1 3/4"	SC	B	ST	1	WIRE	HM	A	P	3/A8	7/A8		20 MIN.	
117	3'-0"	7'-0"	1 3/4"	SC	B	ST	1	WIRE	HM	A	P	3/A8	7/A8		20 MIN.	
118	3'-0"	7'-0"	1 3/4"	SC	B	ST	1	WIRE	HM	A	P	3/A8	7/A8		20 MIN.	
119A	3'-0"	7'-0"	1 3/4"	SC	B	ST	1	WIRE	HM	A	P	3/A8	7/A8		20 MIN.	
119B	3'-0"	7'-0"	1 3/4"	SC	A	ST	7		HM	A	P	7/A8	7/A8			
120	3'-0"	7'-0"	1 3/4"	SC	B	ST	6A	SAFETY	HM	A	P	7/A8	7/A8			
106	3'-0"	7'-0"	1 3/4"	SC	B	ST	3	WIRE	HM	A	P	7/A8	7/A8		60 MIN.	ADD. DOOR
122	3'-0"	7'-0"		AL	C	PF	B	SAFETY	AL	C	PF	10/A8	6/A8	11/A8		
123	3'-0"	7'-0"	1 3/4"	SC	B	ST	1	WIRE	HM	A	P	3/A8	7/A8		20 MIN.	
124A	3'-0"	7'-0"	1 3/4"	SC	B	ST	1	WIRE	HM	A	P	3/A8	7/A8		20 MIN.	
124B	3'-0"	7'-0"	1 3/4"	SC	B	ST	1	WIRE	HM	A	P	3/A8	7/A8		20 MIN.	
125	3'-0"	7'-0"	1 3/4"	SC	B	ST	1	WIRE	HM	A	P	3/A8	7/A8		20 MIN.	
126	3'-0"	7'-0"	1 3/4"	SC	B	ST	1	WIRE	HM	A	P	3/A8	7/A8		20 MIN.	
127A	3'-0"	7'-0"	1 3/4"	SC	B	ST	1	WIRE	HM	A	P	3\A8	7/A8		20 MIN.	
127B	3'-0"	7'-0"	1 3/4"	SC	A	ST	10		HM	A	P	7/A8	7/A8			
128A	3'-0"	7'-0"	1 3/4"	SC	B	ST	1	WIRE	HM	A	P	3/A8	7/A8		20 MIN.	
128B	3'-0"	7'-0"	1 3/4"	SC	A	ST	10		HM	A	P	7/A8	7/A8			
130A	3'-0"	7'-0"	1 3/4"	SC	B	ST	1	WIRE	HM	C	P	3/A8	7/A8		20 MIN.	
130B	3'-0"	7'-0"	1 3/4"	SC	B	ST	1	WIRE	HM	A	P	3/A8	7/A8		20 MIN.	
131	3'-0"	7'-0"	1 3/4"	SC	A	ST	3		HM	A	P	7/A8	7/A8			
132A	NOT	USED		—	—	—	—	—	—	—	—	—	—	—	—	DELETE DR.
133A	3'-0"	7'-0"	1 3/4"	SC	B	ST	6	WIRE	HM	C	P	7/A8	7/A8		60 MIN.	
133B	3'-0"	7'-0"	1 3/4"	SC	A	P	6	WIRE	HM	EXIST'G	P				60 MIN.	—
200A	3'-4"	7'-0"	1 3/4"	HM	A	P			HM	MFR	P	6/A12	8,9/A12		60 MIN.	
200B	3'-0"	7'-0"	1 3/4"	SC	B	ST	6	WIRE	HM	A	P	7/A8	7/A8		60 MIN.	
200C	3'-0"	7'-0"	1 3/4"	SC	B	ST	6	WIRE	HM	A	P	7/A8	7/A8		60 MIN.	
201	3'-0"	7'-0"	1 3/4"	SC	A	ST	11		HM	A	P	6/A8	6/A8			
202	3'-0"	7'-0"	1 3/4"	SC	A	ST	3		HM	A	P	3/A8	7/A8		20 MIN.	
203	3'-0"	7'-0"	1 3/4"	SC	A	ST	3		HM	A	P	7/A8	7/A8		60 MIN.	
204	3'-0"	7'-0"	1 3/4"	SC	B	ST	1	WIRE	HM	A	P	3/A8	7/A8		20 MIN.	
205	3'-0"	7'-0"	1 3/4"	SC	B	ST	1	WIRE	HM	A	P	3/A8	7/A8		20 MIN.	
206	3'-0"	7'-0"	1 3/4"	SC	B	ST	1	WIRE	HM	A	P	3/A8	7/A8		20 MIN.	
207	3'-0"	7'-0"	1 3/4"	SC	A	ST	2		HM	A	P	8/A8	8/A8		20 MIN.	
208	1'-8"	7'-0"	1 3/4"	SC	A	ST	9		HM	A	P	8/A8	8/A8		20 MIN.	
209	3'-0"	7'-0"	1 3/4"	SC	A	ST	2		HM	A	P	6/A8	6/A8		20 MIN.	
209A	2'-0"	7'-0"	1 3/4"	SC	A	ST	7		HM	A	P	8/A8	8/A8			
210	3'-0"	7'-0"	1 3/4"	SC	B	ST	3	WIRE	HM	A	P	3/A8	7/A8		20 MIN.	
211	3'-0"	7'-0"	1 3/4"	SC	B	ST	1	WIRE	HM	A	P	3/A8	7/A8		20 MIN.	
212	3'-0"	7'-0"	1 3/4"	SC	B	ST	1	WIRE	HM	A	P	3/A8	7/A8		20 MIN.	
213	3'-0"	7'-0"	1 3/4"	SC	B	ST	1	WIRE	HM	A	P	3/A8	7/A8		20 MIN.	
214	3'-0"	7'-0"	1 3/4"	SC	B	ST	1	WIRE	HM	A	P	3/A8	7/A8		20 MIN.	
215	3'-0"	7'-0"	1 3/4"	SC	B	ST	1	WIRE	HM	A	P	3/A8	7/A8		20 MIN.	
216	3'-0"	7'-0"	1 3/4"	SC	B	ST	1	WIRE	HM	A	P	3/A8	7/A8		20 MIN.	
217	3'-0"	7'-0"	1 3/4"	SC	B	ST	1	WIRE	HM	A	P	3/A8	7/A8		20 MIN.	
218	3'-0"	7'-0"	1 3/4"	SC	B	ST	1	WIRE	HM	A	P	3/A8	7/A8		20 MIN.	
219	3'-0"	7'-0"	1 3/4"	SC	B	ST	1	WIRE	HM	A	P	3/A8	7/A8		20 MIN.	
220	3'-0"	7'-0"	1 3/4"	SC	B	ST	1	WIRE	HM	A	P	3/A8	7/A8		20 MIN.	
221	3'-0"	7'-0"	1 3/4"	SC	B	ST	1	WIRE	HM	A	P	3/A8	7/A8		20 MIN.	
222A	3'-0"	7'-0"	1 3/4"	SC	B	ST	1	WIRE	HM	A	P	3/A8	7/A8		20 MIN.	
222B	3'-0"	7'-0"	1 3/4"	SC	B	ST	1	WIRE	HM	A	P	3/A8	7/A8		20 MIN.	
223	3'-0"	7'-0"	1 3/4"	SC	B	ST	1	WIRE	HM	A	P	3/A8	7/A8		20 MIN.	
224	3'-0"	7'-0"	1 3/4"	SC	B	ST	1	WIRE	HM	A	P	3/A8	7/A8		20 MIN.	
300A	3'-4"	7'-0"	1 3/4"	HM	A	ST			HM	MFR	P	6/A12	8,9/A12		60 MIN.	
300B	3'-0"	7'-0"	1 3/4"	SC	B	ST	6	WIRE	HM	A	P	7/A8	7/A8		60 MIN.	
300C	3'-0"	7'-0"	1 3/4"	SC	B	ST	6	WIRE	HM	A	P	7/A8	7/A8		60 MIN.	
301	3'-0"	7'-0"	1 3/4"	SC	A	ST	3		HM	A	P	3/A8	7/A8		60 MIN.	
302A	3'-0"	7'-0"	1 3/4"	SC	A	ST	3		HM	A	P	7/A8	7/A8		60 MIN.	
302B	3'-0"	7'-0"	1 3/4"	SC	B	ST	1	WIRE	HM	A	P	3/A8	7/A8		20 MIN.	
302C	3'-0"	7'-0"	1 3/4"	SC	B	ST	1	WIRE	HM	A	P	3/A8	7/A8		20 MIN.	
302D	3'-0"	7'-0"	1 3/4"	SC	B	ST	1	WIRE	HM	A	P	3/A8	7/A8		20 MIN.	
303	3'-0"	7'-0"	1 3/4"	SC	A	ST	2		HM	A	P	8/A8	8/A8		20 MIN.	
304	1'-8"	7'-0"	1 3/4"	SC	A	ST	9		HM	A	P	8/A8	8/A8		20 MIN.	
305	3'-0"	7'-0"	1 3/4"	SC	A	ST	2		HM	A	P	8/A8	8/A8		20 MIN.	
305A	2'-0"	7'-0"	1 3/4"	SC	A	ST	7		HM	A	P	8/A8	8/A8			
306	3'-0"	7'-0"	1 3/4"	SC	B	ST	1	WIRE	HM	A	P	3/A8	7/A8		20 MIN.	
307	3'-0"	7'-0"	1 3/4"	SC	B	ST	1	WIRE	HM	A	P	3/A8	7/A8		20 MIN.	
308	3'-0"	7'-0"	1 3/4"	SC	B	ST	1	WIRE	HM	A	P	3/A8	7/A8		20 MIN.	
309	3'-0"	7'-0"	1 3/4"	SC	B	ST	1	WIRE	HM	A	P	3/A8	7/A8		20 MIN.	
310	3'-0"	7'-0"	1 3/4"	SC	B	ST	1	WIRE	HM	A	P	3/A8	7/A8		20 MIN.	
311	2'-6"	6'-8"	1 3/4"	SC	A	ST	3		HM	A	P	7/A8	7/A8		20 MIN.	
312	3'-0"	7'-0"	1 3/4"	SC	B	ST	1	WIRE	HM	A	P	3/A8	7/A8		20 MIN.	
313	3'-0"	7'-0"	1 3/4"	SC	B	ST	1	WIRE	HM	A	P	3/A8	7/A8		20 MIN.	

door and frame schedule

MARK	DOORS SIZE W	H	T	MAT	ELEV	F	HDWR. GROUP	GLASS TYPE	FRAMES MAT	ELEV	F	DETAILS HEAD	JAMB	SILL	UL LABEL	REMARKS
314	3'-0"	7'-0"	1 3/4"	SC	B	ST	1	WIRE	HM	A	P	3/A8	7/A8		20 MIN.	
315	3'-0"	7'-0"	1 3/4"	SC	B	ST	1	WIRE	HM	A	P	3/A8	7/A8		20 MIN.	
316	3'-0"	7'-0"	1 3/4"	SC	B	ST	1	WIRE	HM	A	P	3/A8	7/A8		20 MIN.	
317	3'-0"	7'-0"	1 3/4"	SC	B	ST	1	WIRE	HM	A	P	3/A8	7/A8		20 MIN.	
318A	3'-0"	7'-0"	1 3/4"	SC	B	ST	1	WIRE	HM	A	P	3/A8	7/A8		20 MIN.	
318B	3'-0"	7'-0"	1 3/4"	SC	B	ST	1	WIRE	HM	A	P	3/A8	7/A8		20 MIN.	
319A	3'-0"	7'-0"	1 3/4"	SC	B	ST	1	WIRE	HM	A	P	3/A8	7/A8		20 MIN.	
319B	3'-0"	7'-0"	1 3/4"	SC	B	ST	1	WIRE	HM	A	P	3/A8	7/A8		20 MIN.	
319C	3'-0"	7'-0"	1 3/4"	SC	B	ST	1	WIRE	HM	A	P	3/A8	7/A8		20 MIN.	

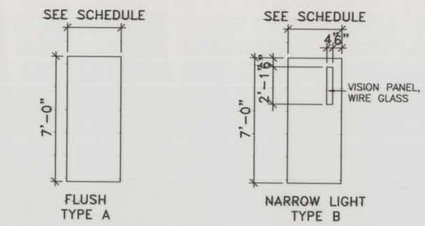

1/A7 DOOR TYPES
SCALE: 1/4" = 1'-0"

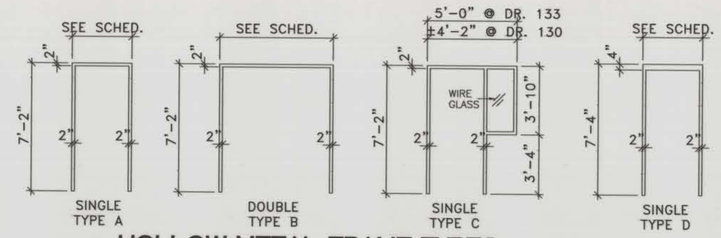

2/A7 HOLLOW METAL FRAME TYPES
SCALE: 1/4" = 1'-0"

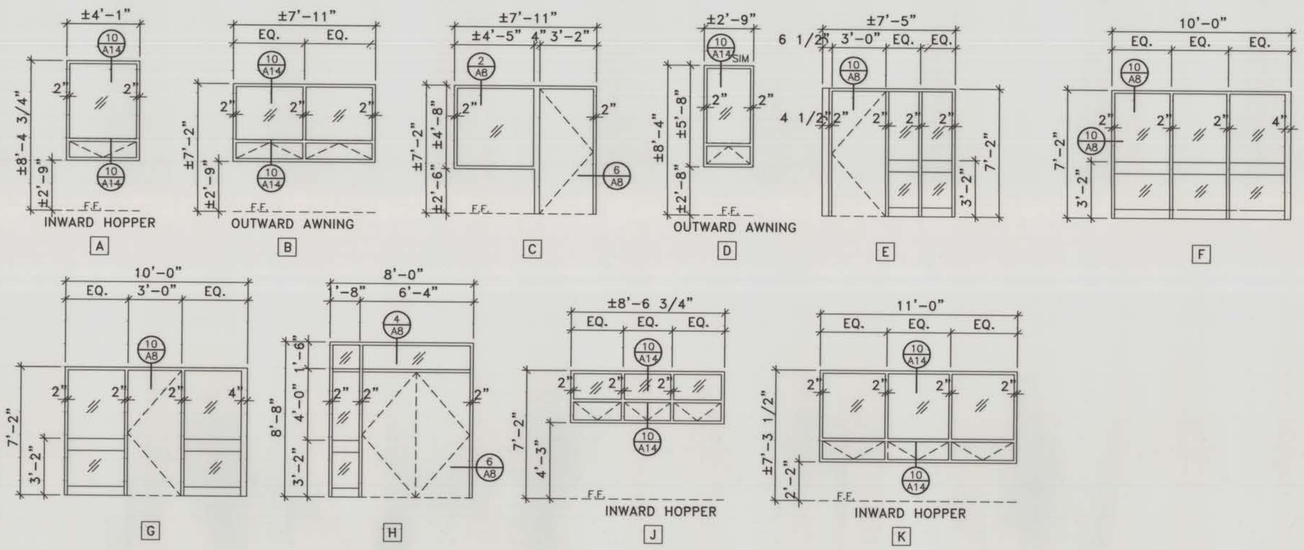

3/A7 ALUMINUM WINDOW AND DOOR FRAME ELEVATIONS
SCALE: 1/4" = 1'-0"

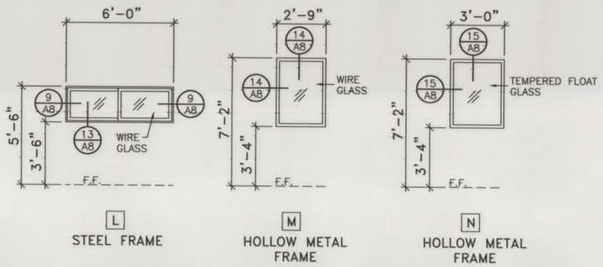

4/A7 HOLLOW METAL AND STEEL WINDOW FRAME ELEVATIONS
SCALE: 1/4" = 1'-0"

AS BUILT DRAWING

JGA
ARCHITECTS ENGINEERS PLANNERS
644 Grand Avenue
Billings, Montana 59101
406-245-6353

RENOVATION OF APSARUKE HALL
MSU-BILLINGS
BILLINGS, MONTANA

JOB NO. 9504
DRAWN BY JDK/JEO
CHECKED TS
DATE 11-3-95
REVISED 12-2-96

1/8" = 1'-0"

A7

C:\jga\CAD\950A\9504-a7 Thu Dec 19'95 07:42 1995 JGA ARCHITECTS BILLINGS, MT