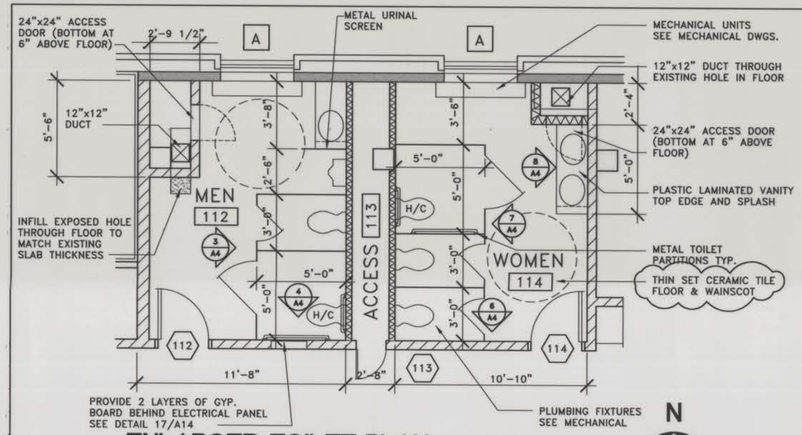

ENLARGED TOILET PLAN

2/A4 SCALE: 1/4" = 1'-0"

SEE DETAIL 3/A5 FOR H/C FIXTURE MOUNTING HEIGHTS

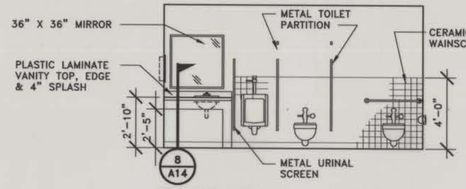

EAST WALL - MEN

3/A4 SCALE: 1/4" = 1'-0"

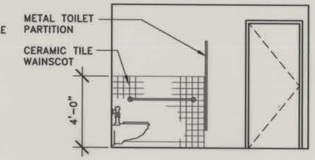

SOUTH WALL - MEN

4/A4 SCALE: 1/4" = 1'-0"

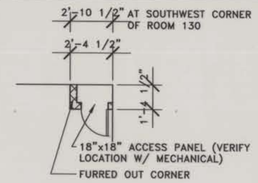

DETAIL

5/A4 SCALE: 1/4" = 1'-0"

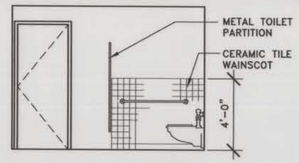

SOUTH WALL - WOMEN

6/A4 SCALE: 1/4" = 1'-0"

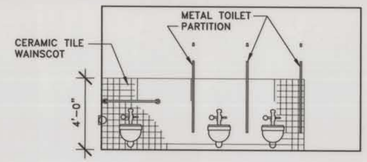

WEST WALL - WOMEN

7/A4 SCALE: 1/4" = 1'-0"

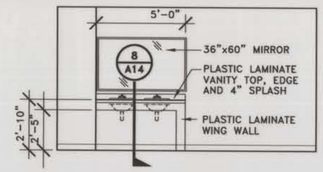

EAST WALL - WOMEN

8/A4 SCALE: 1/4" = 1'-0"

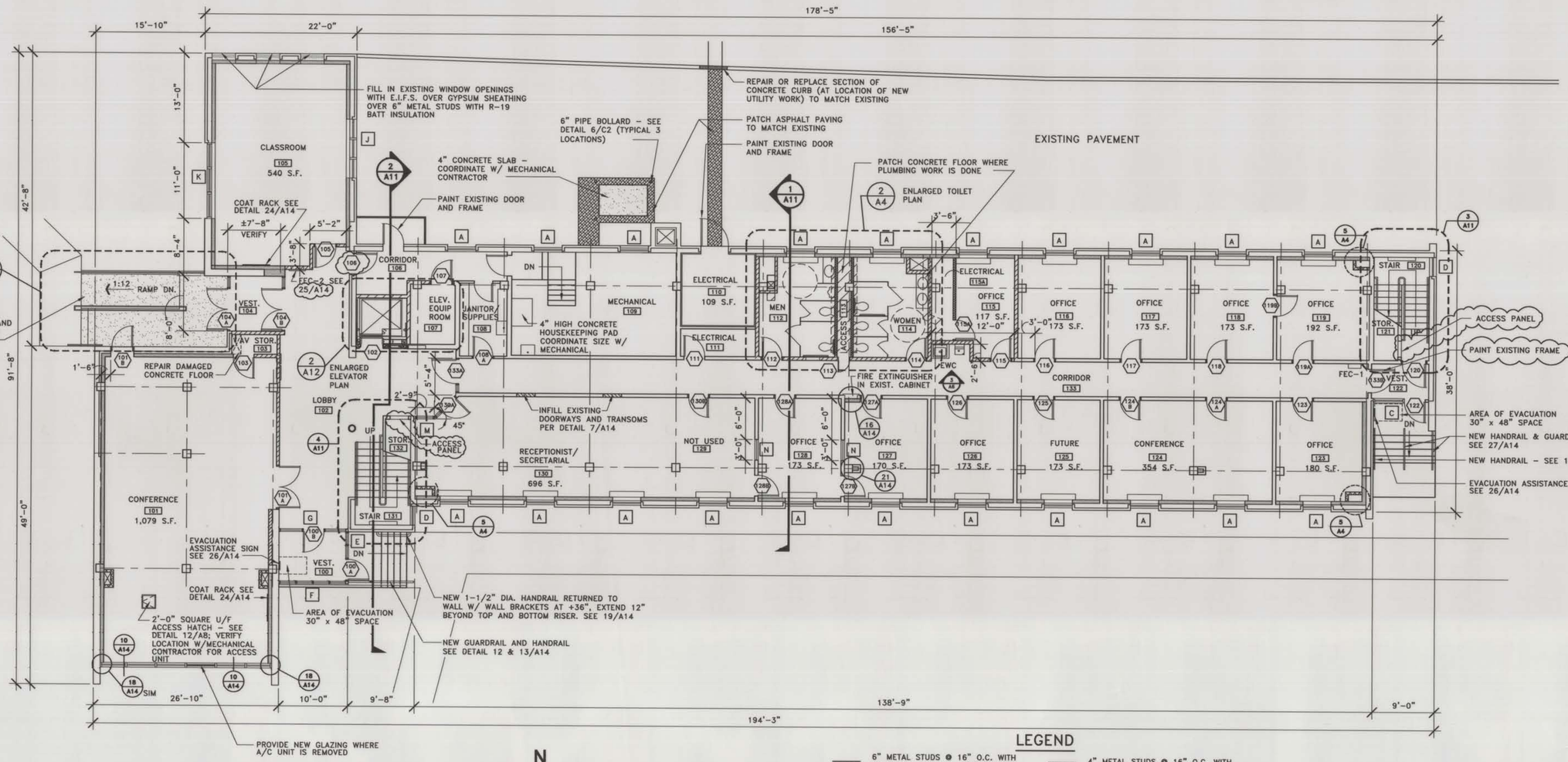

RENOVATED PLAN - 1ST FLOOR

1/A4 SCALE: 1/8" = 1'-0"

LEGEND

- 6" METAL STUDS @ 16" O.C. WITH RIGID INSULATION & 5/8" GYPSUM BOARD OVER VAPOR BARRIER
- 6" METAL STUDS @ 16" O.C. WITH SOUND INSULATION & 5/8" GYP. BD.
- 4" METAL STUDS @ 16" O.C. WITH 5/8" GYP. BD. ONE SIDE TAPE & PAINT
- EXISTING HCM WALLS TO REMAIN
- FEC-1 SURFACE-MOUNTED FIRE EXTINGUISHER CABINET
- FEC-2 SEMI-RECESSED FIRE EXTINGUISHER CABINET

AS BUILT DRAWING

JGA
ARCHITECTS ENGINEERS PLANNERS
644 Grand Avenue
Billings, Montana 59101
406-245-5353

RENOVATION OF APSARUKE HALL
MSU-BILLINGS
BILLINGS, MONTANA

JOB NO. 9504
DRAWN BY JRK,MJH,LMS
CHECKED TS
DATE 11-3-95
REVISED 12-3-96

1/8" = 1' - 0"

A4

C:\jga\CAD\9504\9504-a4 Thu Dec 19 09:12:06 1996 JGA ARCHITECTS BILLINGS, MT