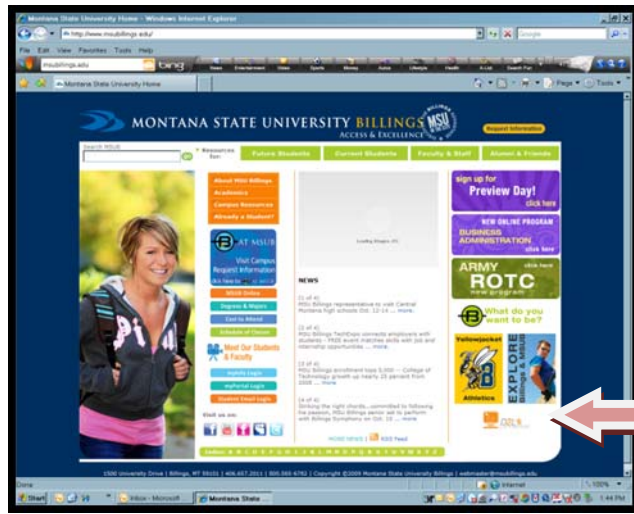


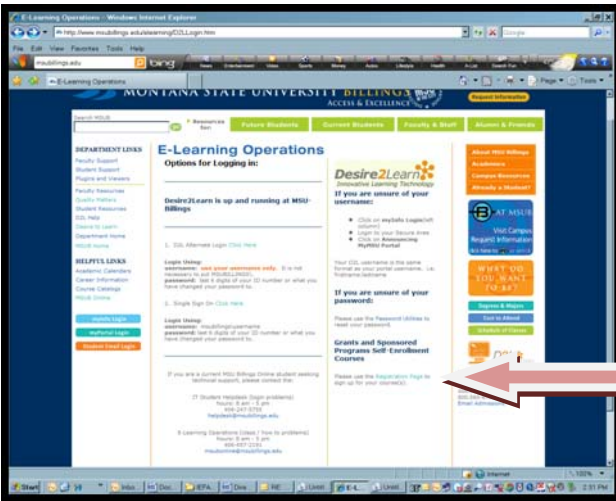
Directions to Register for the Indian Education for All Level I training.

Go to the MSUBillings homepage website
<http://www.msubitings.edu/>

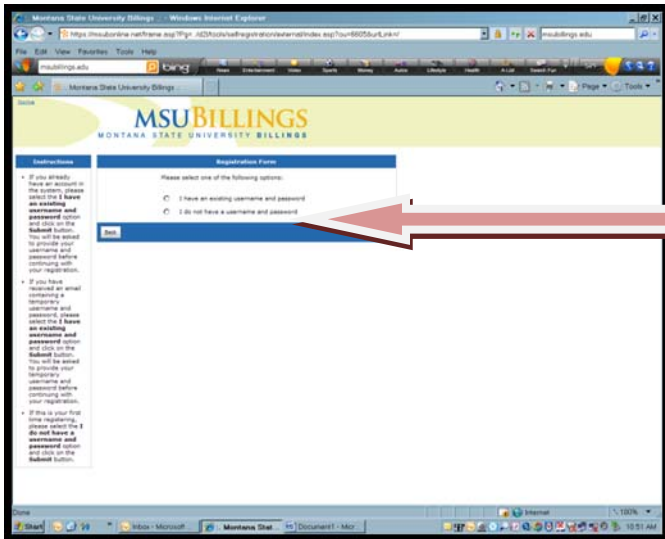


Click on D2L

Under Grants and Sponsored Programs Self-Enrollment Courses; Click on the "Registration Page" sign up link.



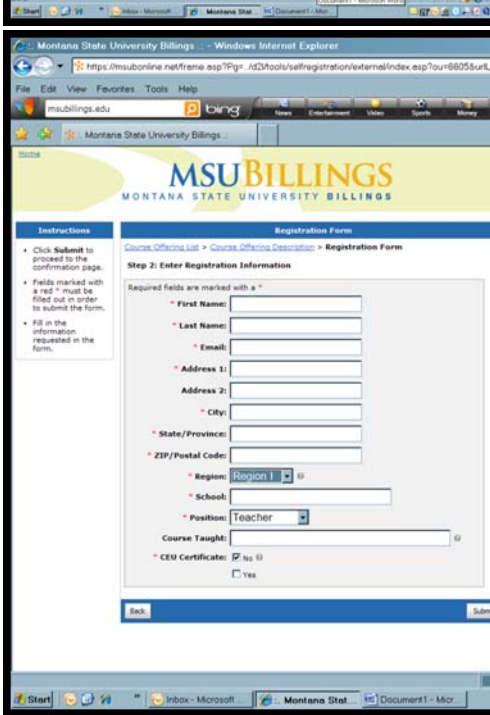
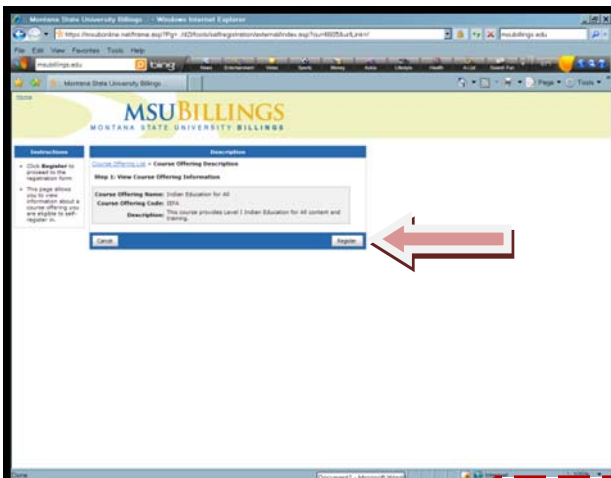
Registering for the first time? Select bottom option.



Click on the IEFA Indian Education for All link. 3rd link from the top.



Any school administrator, teacher, support person, student or interested person who wishes to complete Level 1 training will need to register.



- 1) Complete all required fields. Indicate subject or grade taught.
- 2) **Submit.** Within 24 hours, you will be notified that registration has been received by receiving a password however; you cannot access the IEFA course immediately.
- 3) **YOU NEED TO BE APPROVED WHICH MEANS PEGGY OR KAREN** will approve you, who login to the course at least 4 times during the day to view the “new” self registered applicants for approval. Allow 24 hours for approval.
- 4) **KEEP** a copy of the confirmation email in a safe place as it will include your access password.

Note to MSUBillings Faculty, Staff and Students:
 ><If you are a MSUBillings faculty or staff member, even after registering and receiving your “generated password” you will be required to use your usual login password to access the IEFA online course.
 <>If you are an MSUBillings student, you may use the “generated password” or your usual login password to access the IEFA online course.

Once you are registered & approved, you simply need to access the MSUBillings homepage, click on D2L and log into the Option 1 with username and password.
 “1, 2, 3”

