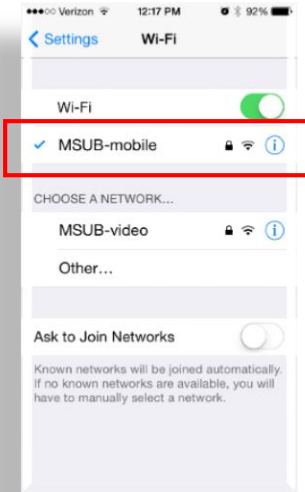


RECONNECT

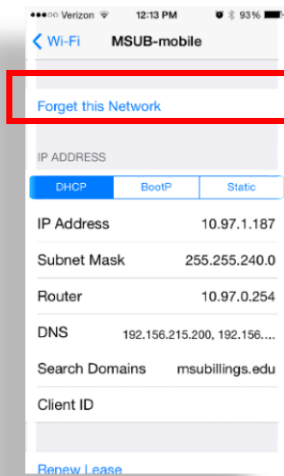
Wireless

For iPhone Users



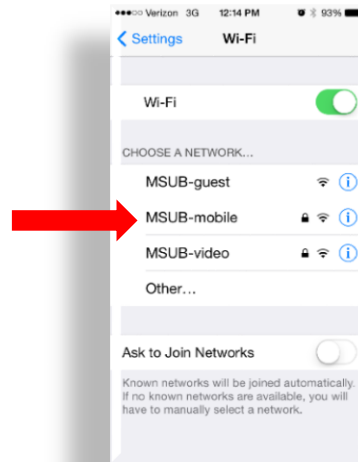
1. Open Settings

2. Tap On/Off slider to turn on Wi-Fi



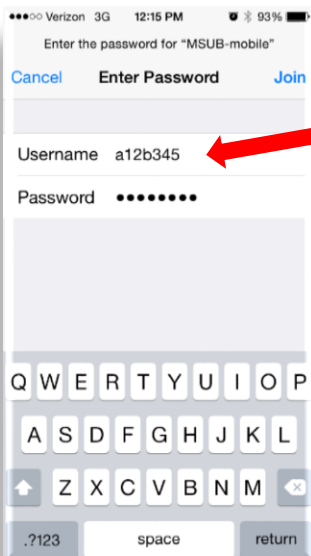
3. Select MSUB-mobile

4. Choose 'Forget this Network'



5. Under settings, go to Wi-Fi

6. Choose MSUB-mobile



7. Enter Credentials

8. Accept Certificate Screen to Verify

9. Press Return

Welcome to the Network