





Mountain States Poll

October 2019

32nd edition

Dr. Jason M. Adkins, Director

Acknowledgements

I would like to extend my thanks to everyone who participated in the Mountain States Poll this year. The poll would not have been able to be fielded without the financial assistance from the Provost's Office. I also want to thank Brenda Dockery and Jessica Perius for their help in setting up the computers and telephone systems necessary to carry out the poll. My students in PSCI 342: Media, Public Opinion, and Polling course deserve much of the credit as they sacrificed a lot during the week in order to make phone calls. In addition, students from Dr. Adkins PSCI 220: Introduction to Comparative Government course and Jessie Perius' BNKY: Sales and Sales Managements course also made calls for the poll. Last, but not least, is the help provided by Glenda Holbrooke, who provides administrative support for the Department of the Social Sciences and Cultural Studies.

Student Participants

PSCI 342: Media, Public Opinion, Polling

Tristan Belgarde	Austin Hulbert
Jaycie Boe	Brigham Jessen
Taylor Burris	Jarren Keller
Rahkei Eyer	Lucy Kramer
Dalton Hafner	David Larson
Taylor Headly	Ann Mickunas

BMKT 436: Sales and Sales Management

Abdulmajeed Algassim	Garrett Horton
Mohammed Almotair	Kali Lempka
Abdulelah Altorki	Kelli Mattson
Ammar Bin Sarwar	Arvind Sevalingram
Sydney Brost	Jonelle Schock
Matthew Harrison	Emma Tucker
Arnaud Lauger	

PSCI 220: Introduction to Comparative Government

Matthew Anderson	Timofei Imkin
Jael Birdinground	Zach Reiter
Paul Cuevas	Kristina Rentz
Dillon Gonglliewski	Saige Vacca

Introduction

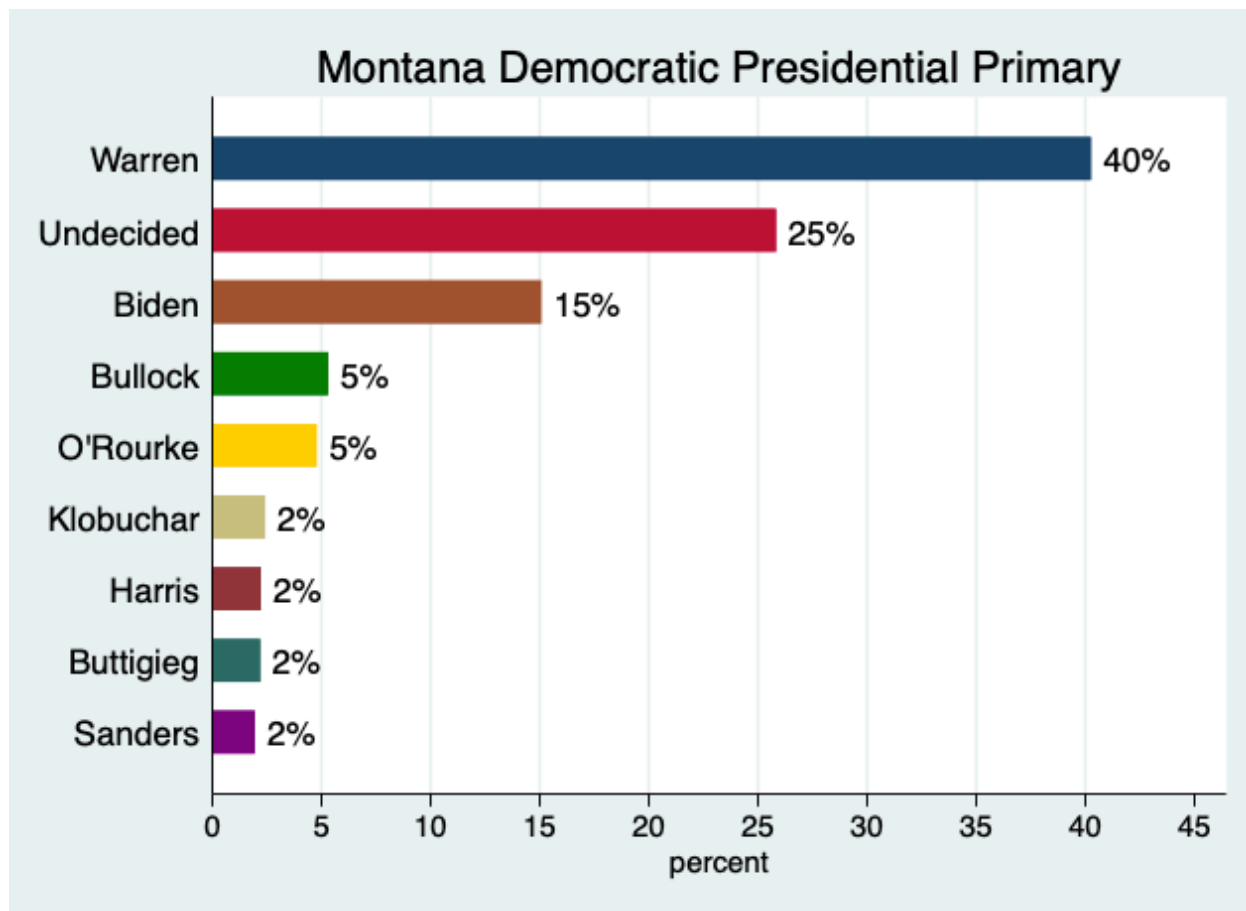
The Montana State University Billings Poll was first conducted in 1989. This year marks a new chapter with the launch of the Mountain States Poll. The poll includes Montana, and for the first time, Wyoming, for the 32nd edition of the poll and the 30th year the poll has been conducted. This report summarizes the results of a statewide random sample of 215 adult residents of Montana and 177 adult residents of Wyoming identified as likely voters. Approximately 82 percent of the survey respondents were contacted via cellphone and 18 percent were contacted on landline telephone numbers. Randomly generated telephone lists were purchased by MSUB from Scientific Telephone Samples based in Rancho Santa Margarita, Calif.

The Mountain States Poll was conducted from October 7-12, 14, and 16, 2019, in the Market Research Lab on campus. Students enrolled in PSCI 342: Media, Public Opinion, PSCI 220: Introduction to Comparative Government, and BMKT 436: Sales and Sales Marketing served as telephone surveyors for the poll.

The margin of error for the Montana sample is 6.7 percent and the margin of error for the Wyoming sample is 7.4 percent. Various subgroups have larger margins of error. Cross-tabulation results by sex, age, education, party affiliation, and religion are included for questions related to approval ratings on a variety of items and questions regarding most Republican primary races. Subgroup cross-tabulation results are limited to age and education for most Democratic primary races due to a small sample size of respondents who indicated they would vote Democratic primaries in Montana and Wyoming. Cross-tabulation results are also not present in some questions due to small sample size of subgroups. The sample was weighted for sex, age, race, age, and education based on Census Bureau estimates of the voting-age population in Montana and Wyoming, and for party affiliation for Wyoming respondents based on data provided by the Wyoming Secretary of State's office.

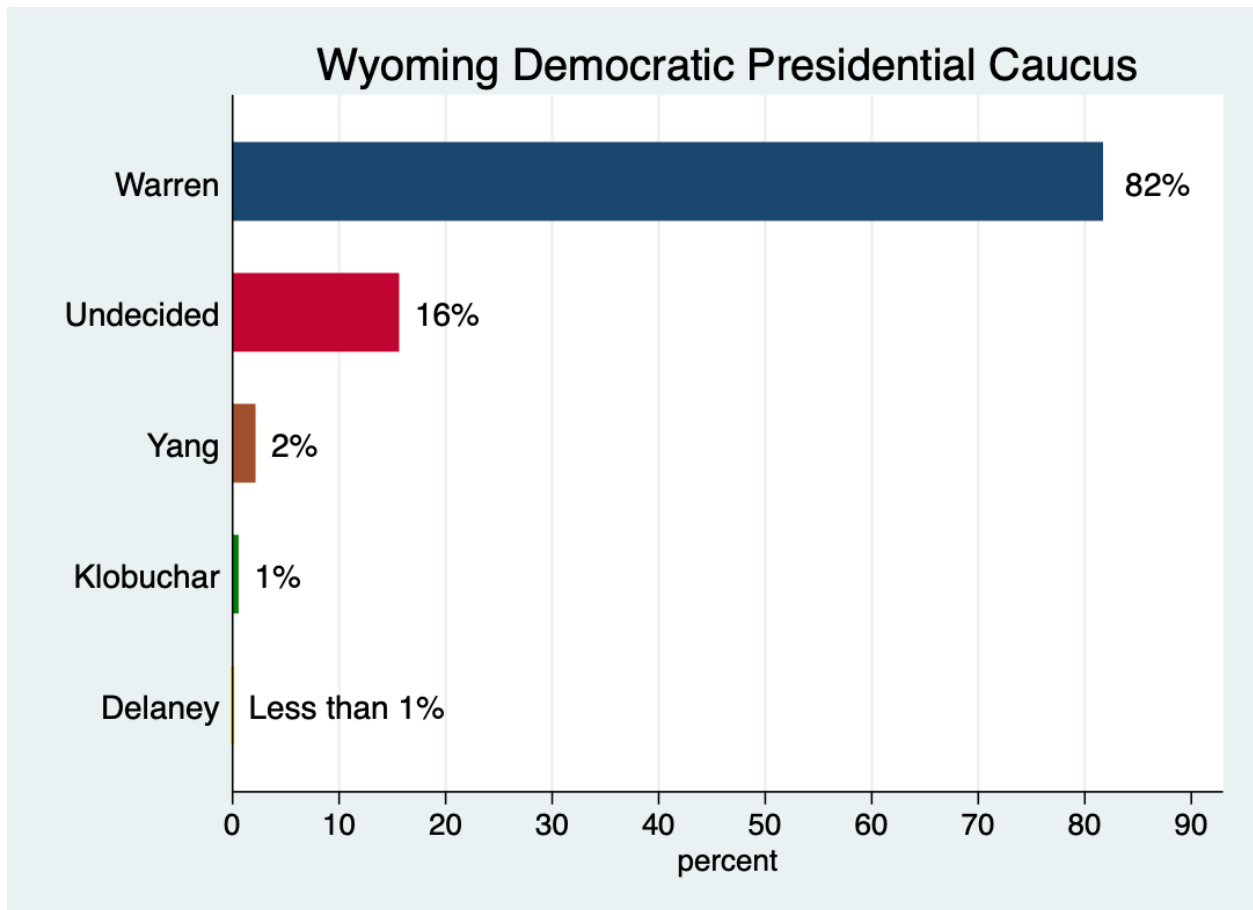
I. U.S. Issues

1a. If the Democratic primary for president were being held today, for whom would you vote for (Montana respondents who indicated they would vote in the Democratic primary in June 2020).

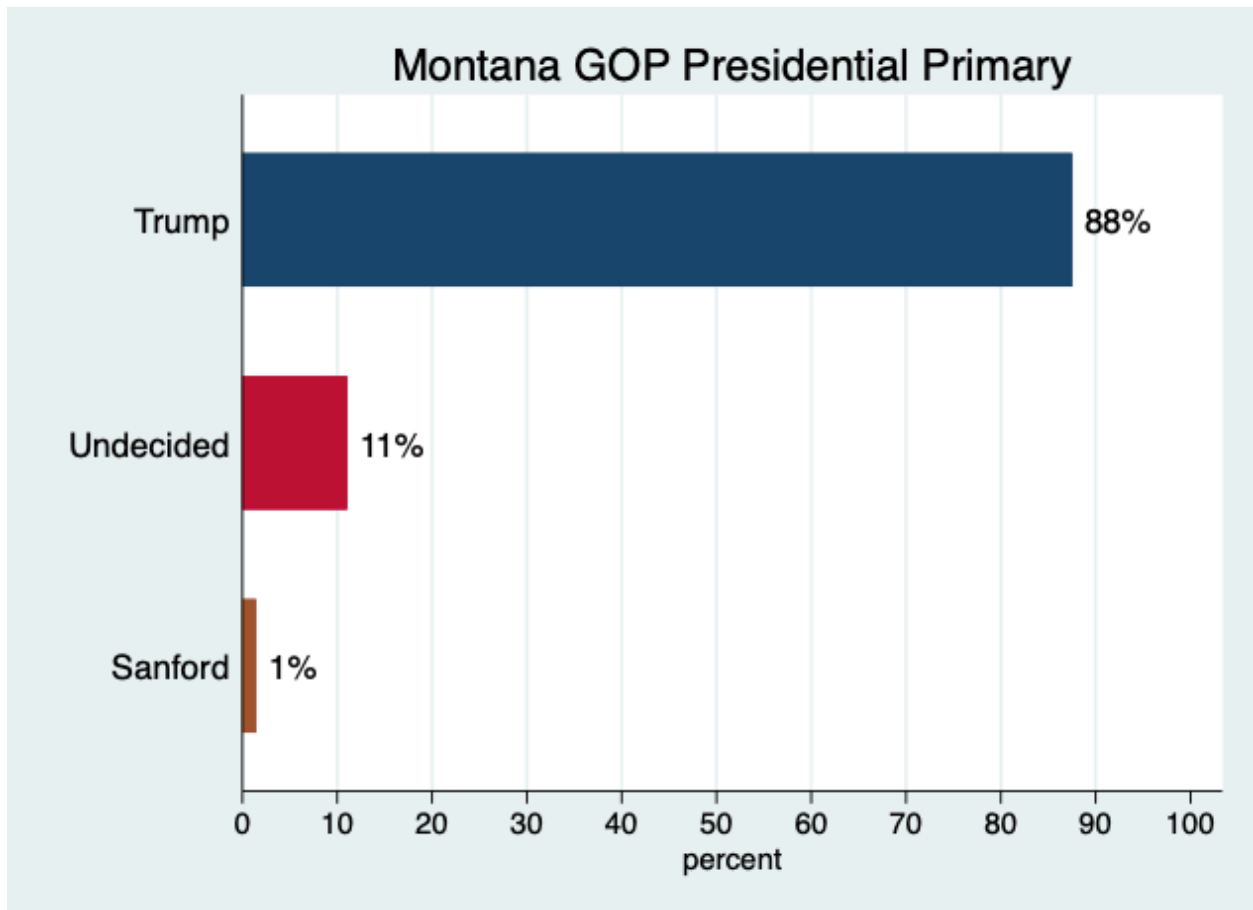


	Tot.	SEX.....		4-YR DEG.	
		Men	Wom.	Yes	No
Warren	40%	31%	45%	32%	47%
Biden	15	25	10	19	12
Bullock	5	9	3	12	0
O'Rourke	5	8	3	4	5
Klobuchar	2	6	<1	1	4
Harris	2	6	0	5	0
Buttigieg	2	5	<1	5	0
Sanders	2	5	0	5	0
Undecided	25	3	38	17	33

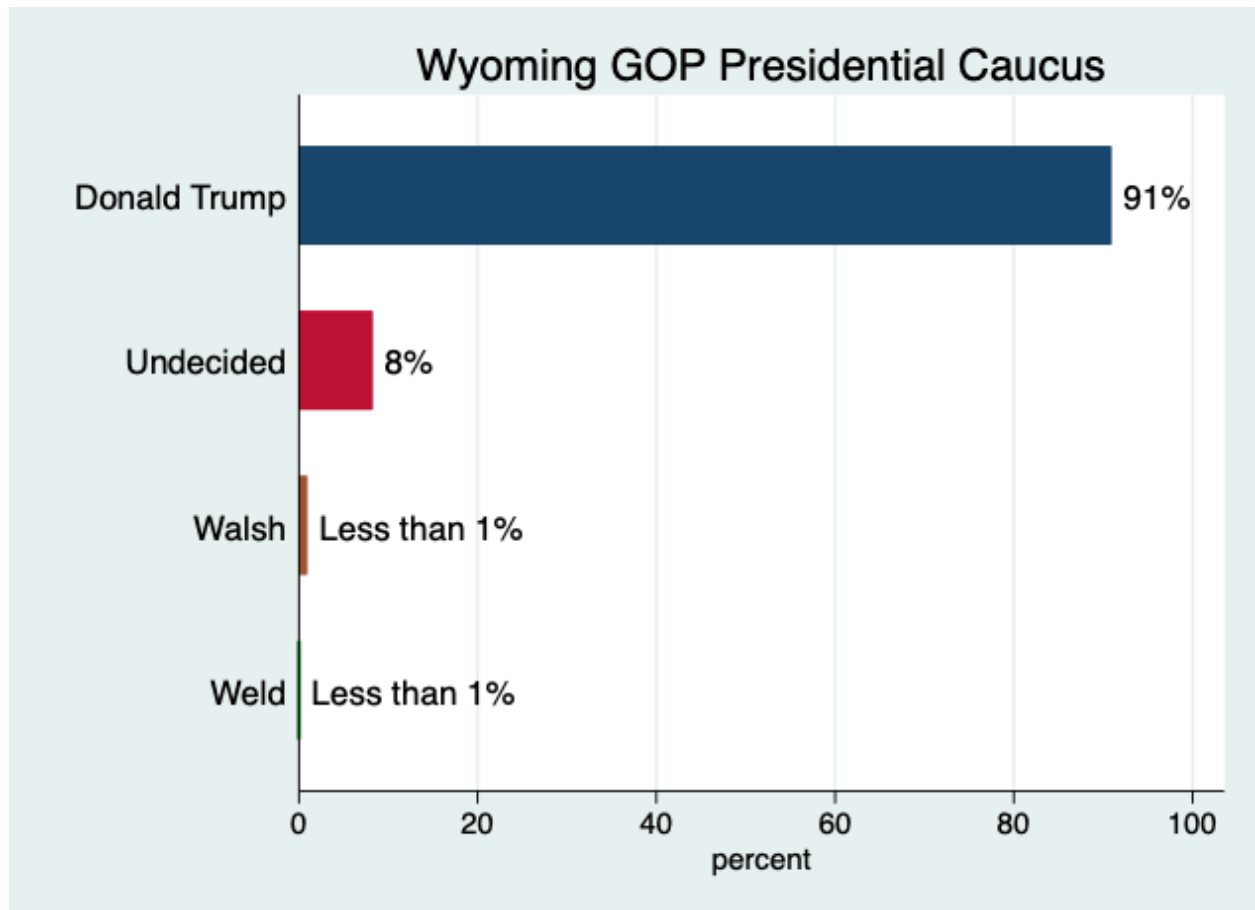
1b. If the Democratic caucus for president were being held today, for whom would you vote for? (Wyoming respondents who indicated they would vote in the Democratic caucus in spring 2020).



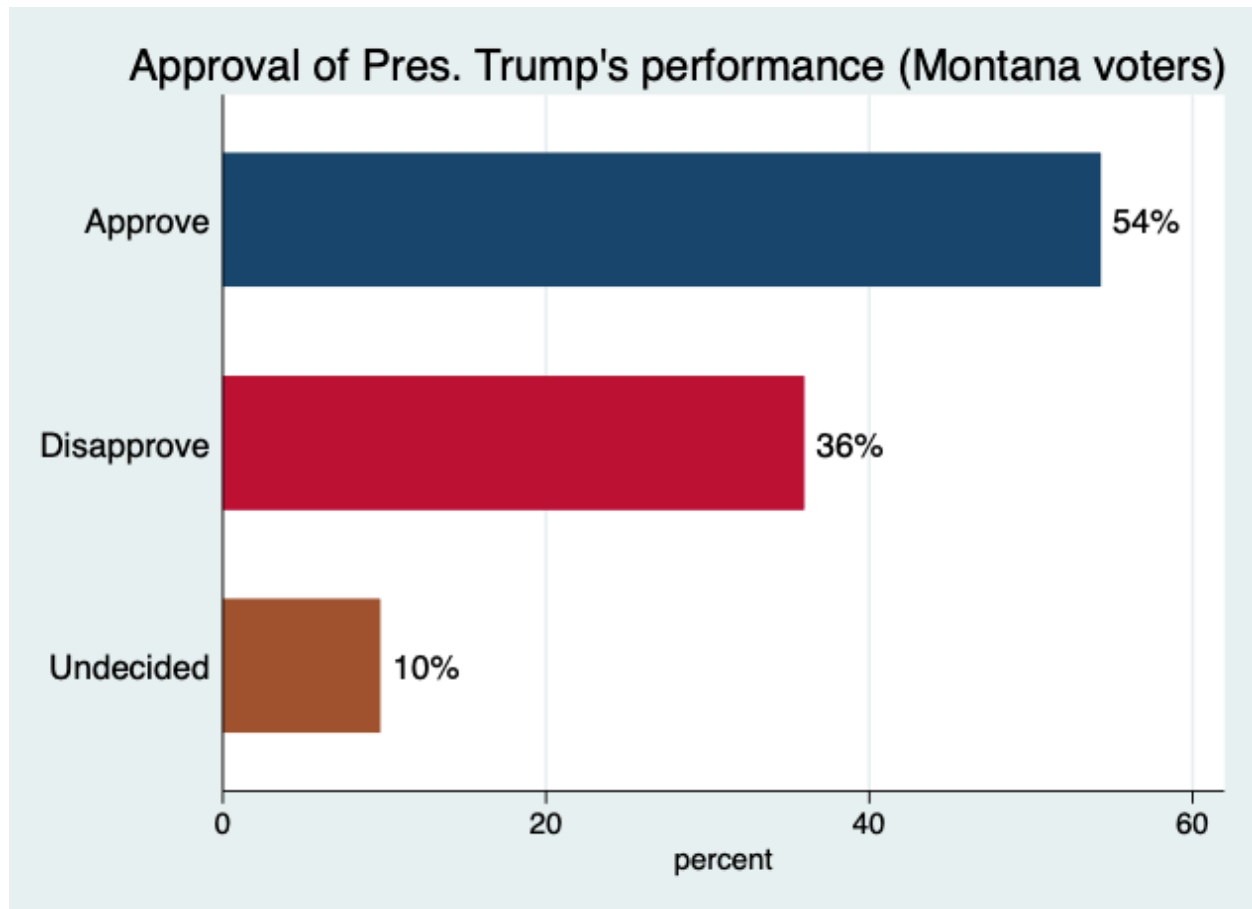
2a. If the Republican primary for president were being held today, for whom would you vote for? (Montana respondents who indicated they would vote in the Republican primary in June 2020).



2b. If the Republican caucus for president were being held today, for whom would you vote for? (Wyoming respondents who indicated they would vote in the Republican presidential caucus in spring 2020).



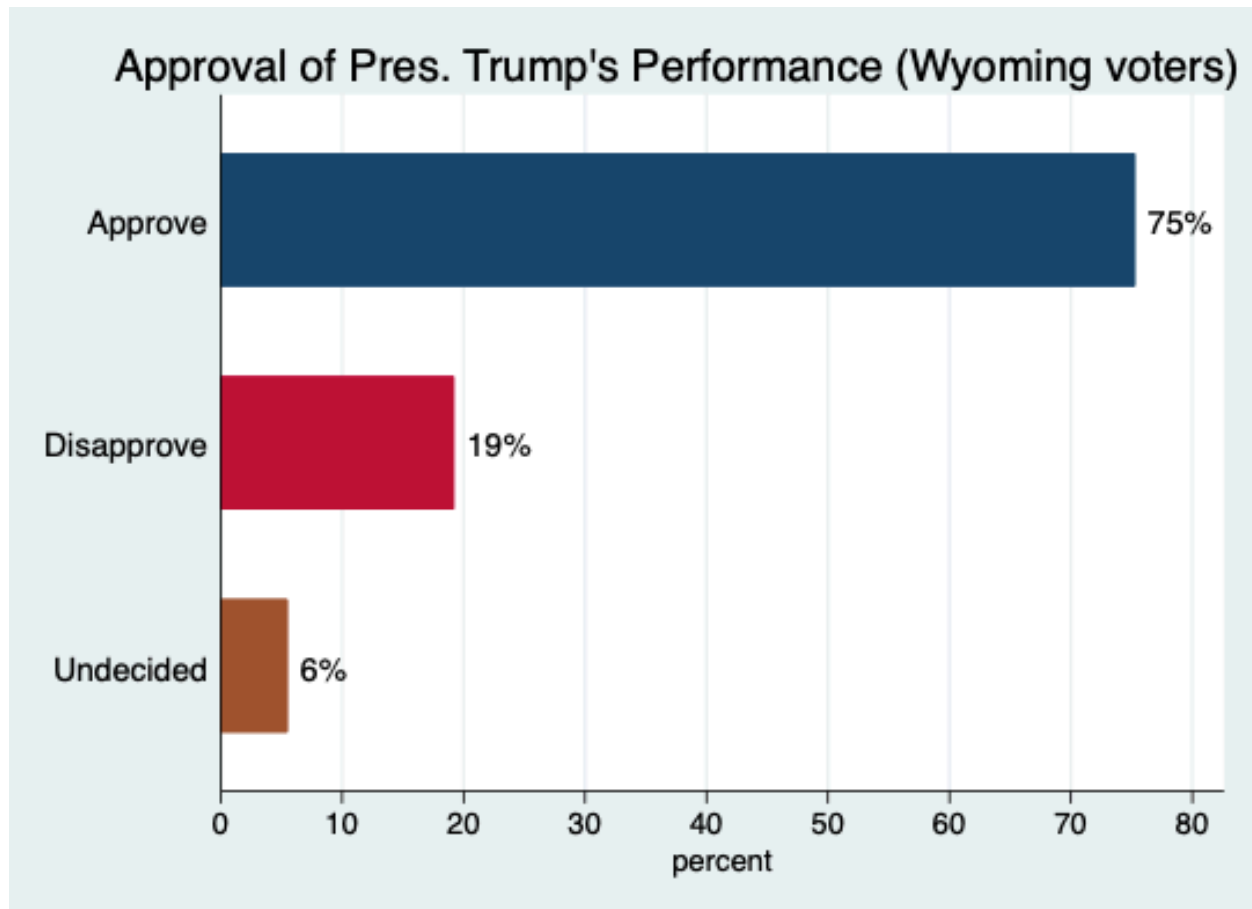
3a. At this point in time, do you approve or disapprove President Donald Trump's performance in office? (Montana voters)



		PARTY AFFILIATION....			SEX.....		COLL. DEG...	
	Tot.	Rep.	Dem.	Ind.	Men	Wom.	Yes	No
Approve	54%	90%	12%	38%	67%	41%	48%	57%
Disapprove	36	1	86	52	29	43	46	32
Undecided	10	9	2	10	4	15	6	11

	AGE.....				RELIGION.....			
	18-29	30-44	45-64	65+	Cath.	Main.	Evan.	None
Approve	32%	51%	62%	67%	71%	50%	62%	30%
Disapprove	59	32	31	26	27	35	28	60
Undecided	9	17	7	7	2	15	9	10

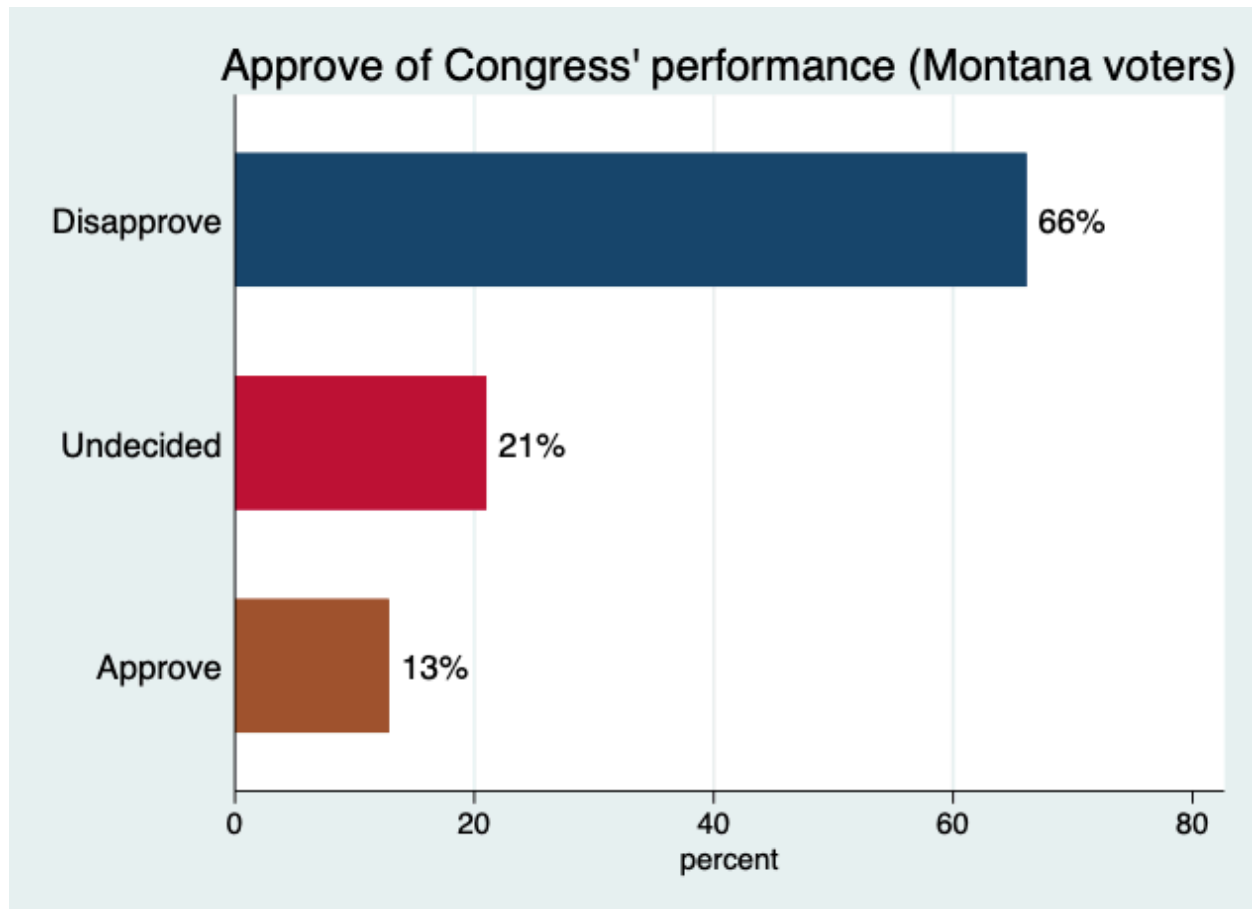
3b. At this point in time, do you approve or disapprove President Donald Trump's performance in office? (Wyoming voters)



		PARTY AFFILIATION....			SEX.....		4-YR. DEG.....	
	Tot.	Rep.	Dem.	Ind.	Men	Wom.	Yes	No
Approve	75%	94%	13%	48%	85%	66%	64%	80%
Disapprove	19	1	85	46	9	30	32	14
Undecided	6	5	12	6	6	5	4	6

	AGE.....				RELIGION.....			
	18-29	30-44	45-64	65+	Cath.	Main.	Evan.	None
Approve	80%	81%	73%	68%	70%	78%	86%	67%
Disapprove	20	17	22	18	26	10	14	26
Undecided	0	2	6	14	4	11	1	8

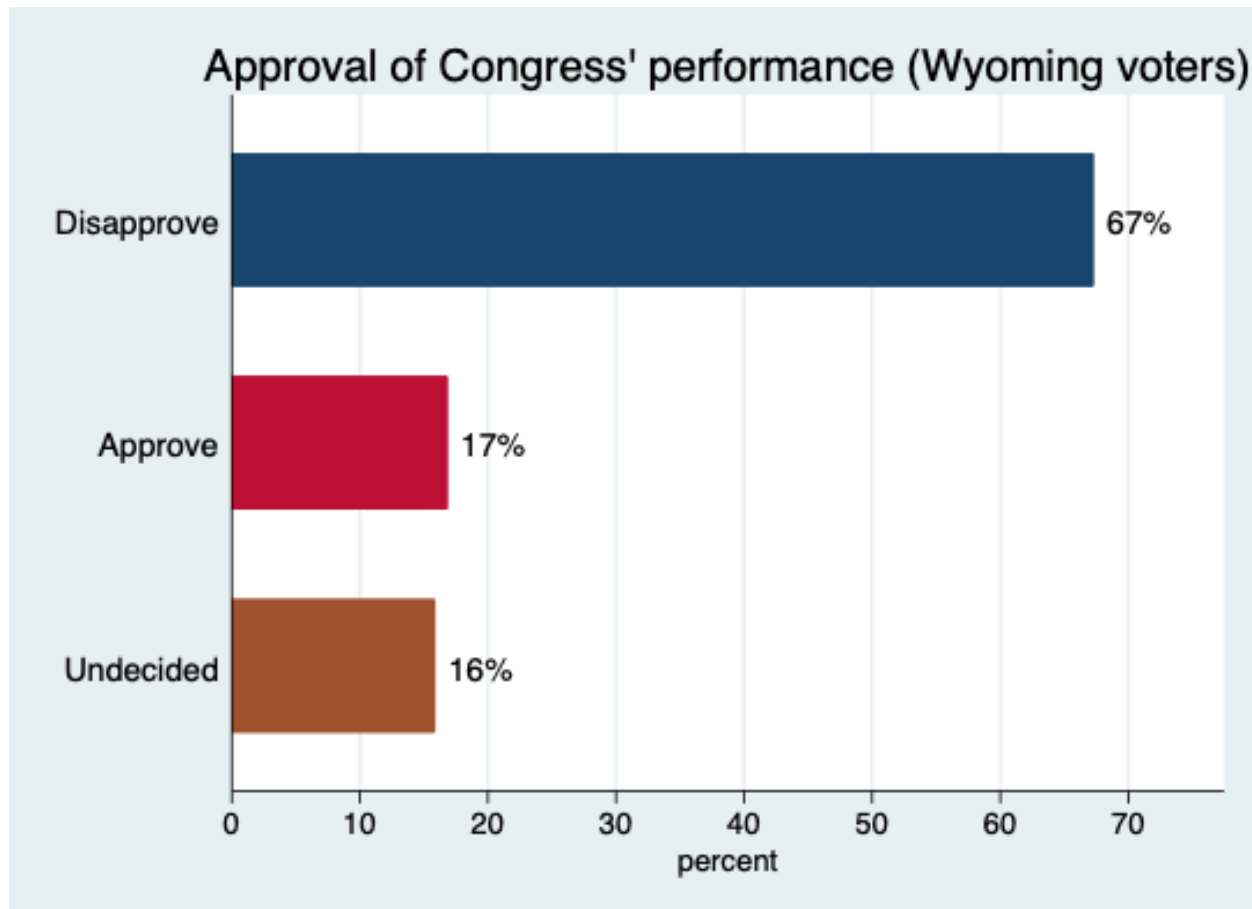
4a. At this point in time, do you approve or disapprove of the performance of the U.S. Congress? (Montana Voters)



		PARTY AFFILIATION....			SEX.....		4-YR. DEG.....	
	Tot.	Rep.	Dem.	Ind.	Men	Wom.	Yes	No
Approve	13%	13%	23%	3%	12%	14%	12%	13%
Disapprove	66	67	61	74	74	58	69	65
Undecided	21	20	16	24	13	29	19	22

	AGE.....				RELIGION.....			
	18-29	30-44	45-64	65+	Cath.	Main.	Evan.	None
Approve	1%	19%	19%	7%	17%	17%	12%	14%
Disapprove	64	55	70	73	71	50	61	64
Undecided	34	26	11	20	12	33	27	22

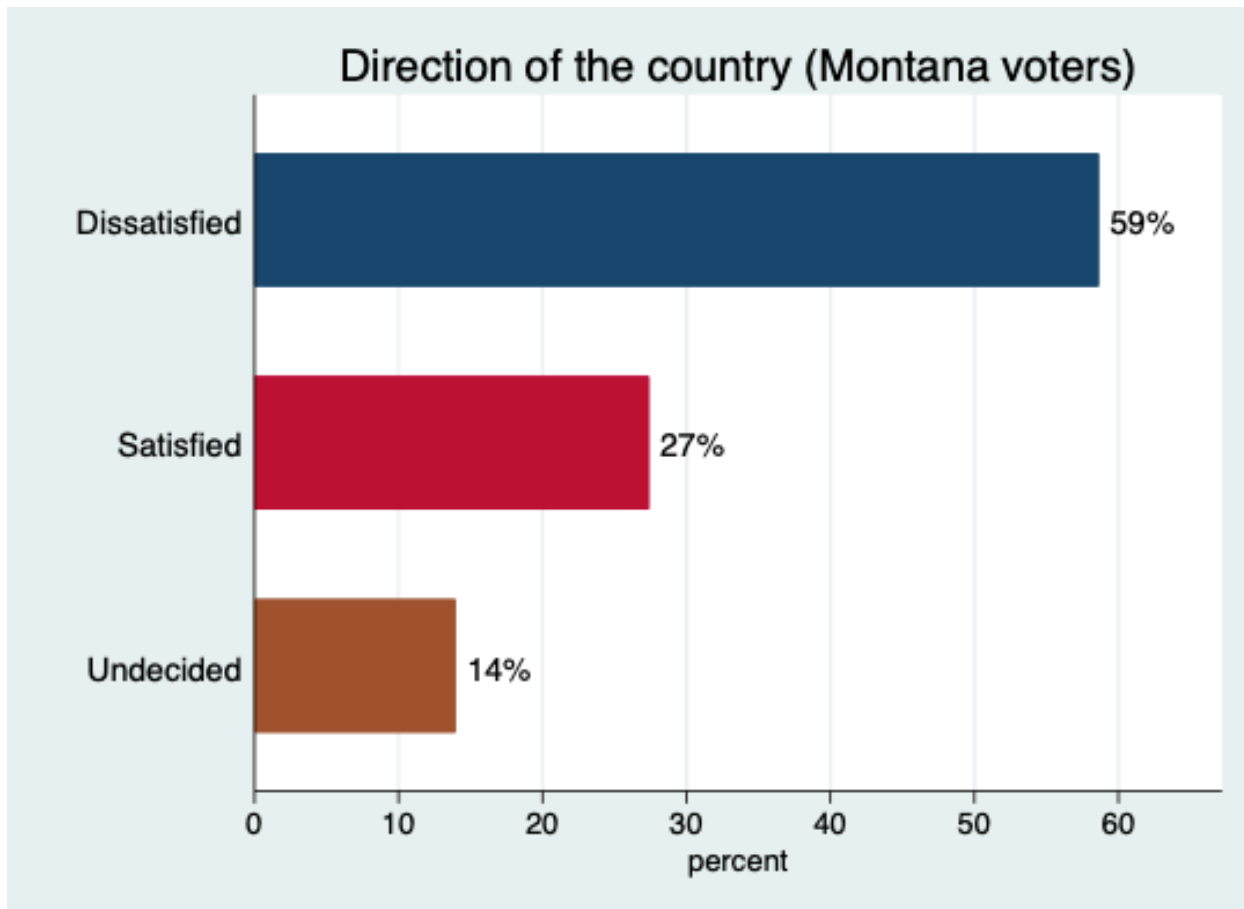
4b. At this point in time, do you approve or disapprove of the performance of the U.S. Congress? (Wyoming voters)



		PARTY AFFILIATION....			SEX.....		4-YR. DEG.....	
	Tot.	Rep.	Dem.	Ind.	Men	Wom.	Yes	No
Approve	17%	13%	27%	8%	25%	9%	22%	15%
Disapprove	67	70	60	73	64	71	61	69
Undecided	16	17	13	19	11	20	17	15

	AGE.....				RELIGION.....			
	18-29	30-44	45-64	65+	Cath.	Main.	Evan.	None
Approve	60%	11%	12%	12%	6%	20%	9%	38%
Disapprove	40	66	77	66	91	41	67	67
Undecided	0	24	11	22	3	39	25	15

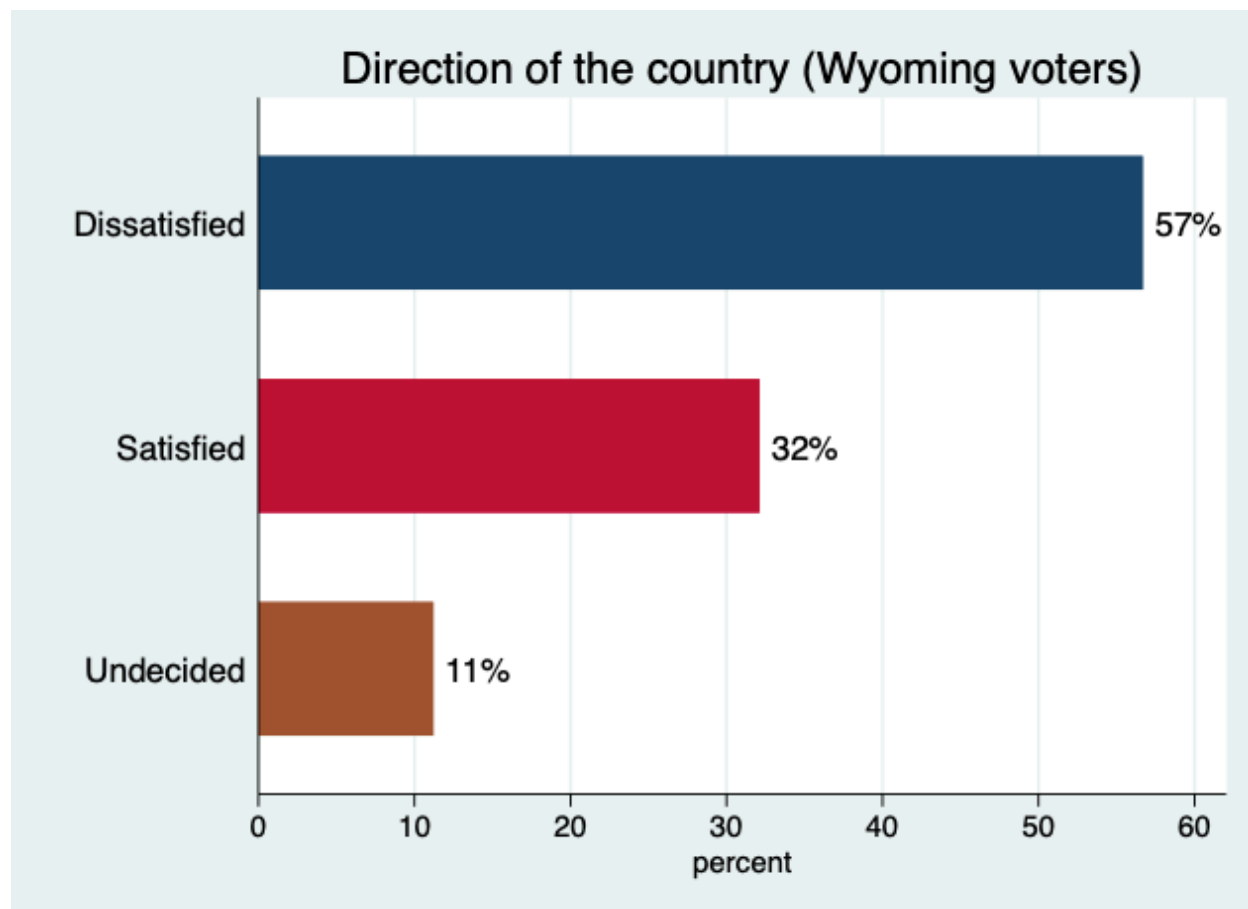
5a. In general, are you satisfied or dissatisfied with the way things are going in the United States at this time? (Montana voters)



		PARTY AFFILIATION....			SEX.....		4-YR. DEG.....	
	Tot.	Rep.	Dem.	Ind.	Men	Wom.	Yes	No
Satisfied	27%	51%	8%	15%	36%	19%	23%	29%
Dissatisfied	58	35	73	73	52	65	65	56
Undecided	14	14	19	12	12	16	12	15

	AGE.....				RELIGION.....			
	18-29	30-44	45-64	65+	Cath.	Main.	Evan.	None
Satisfied	15%	38%	29%	25%	26%	20%	37%	23%
Dissatisfied	61	51	60	63	63	54	42	66
Undecided	24	11	11	12	12	25	20	10

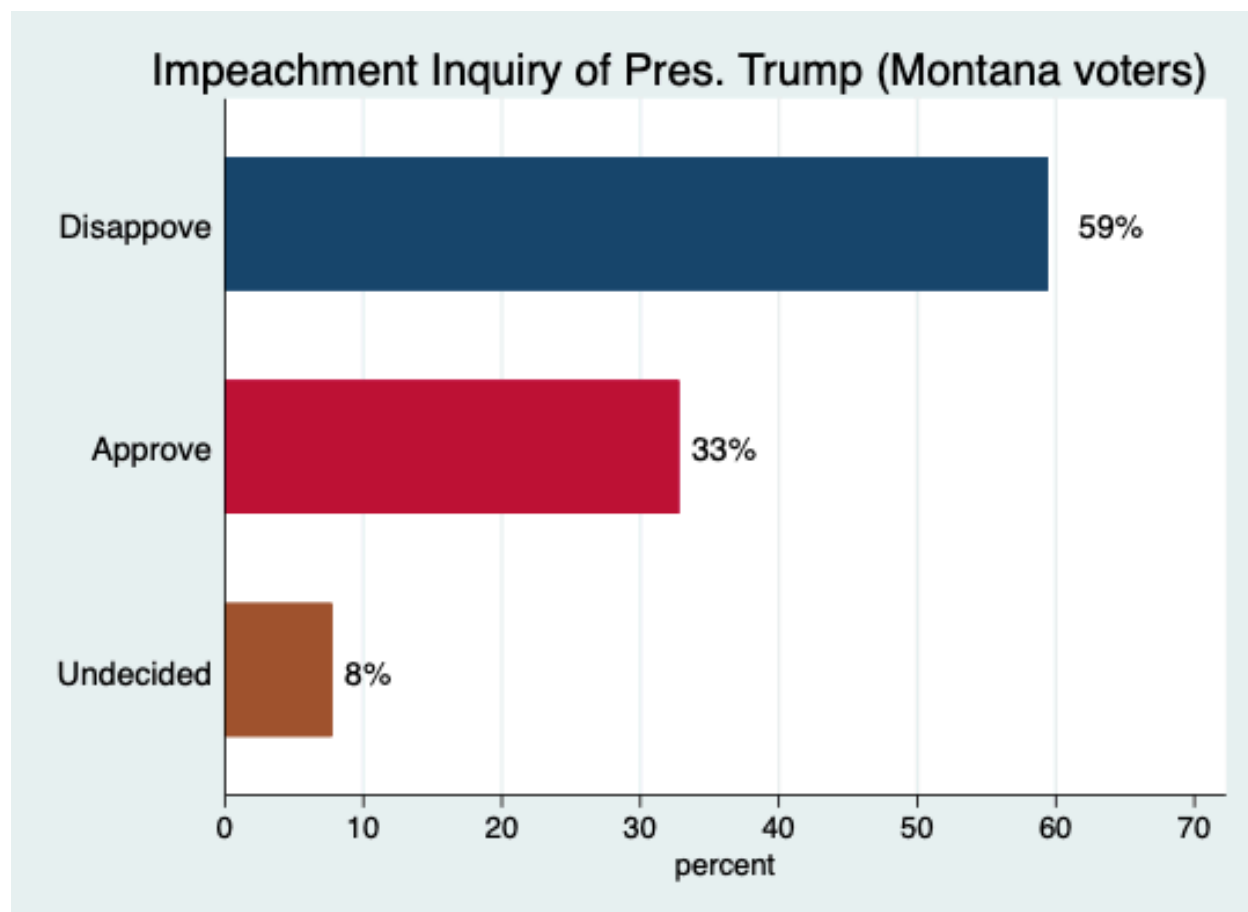
5b. In general, are you satisfied or dissatisfied with the way things are going in the United States at this time? (Wyoming voters)



		PARTY AFFILIATION....			SEX.....		4-YR. DEG.....	
	Tot.	Rep.	Dem.	Ind.	Men	Wom.	Yes	No
Satisfied	32%	42%	0%	23%	37%	7%	33%	32%
Dissatisfied	57	45	91	69	48	27	53	58
Undecided	11	12	9	8	15	66	14	10

	AGE.....				RELIGION.....			
	18-29	30-44	45-64	65+	Cath.	Main.	Evan.	None
Satisfied	20%	38%	33%	28%	27%	49%	38%	23%
Dissatisfied	59	52	53	69	56	51	49	61
Undecided	20	10	14	3	17	0	13	17

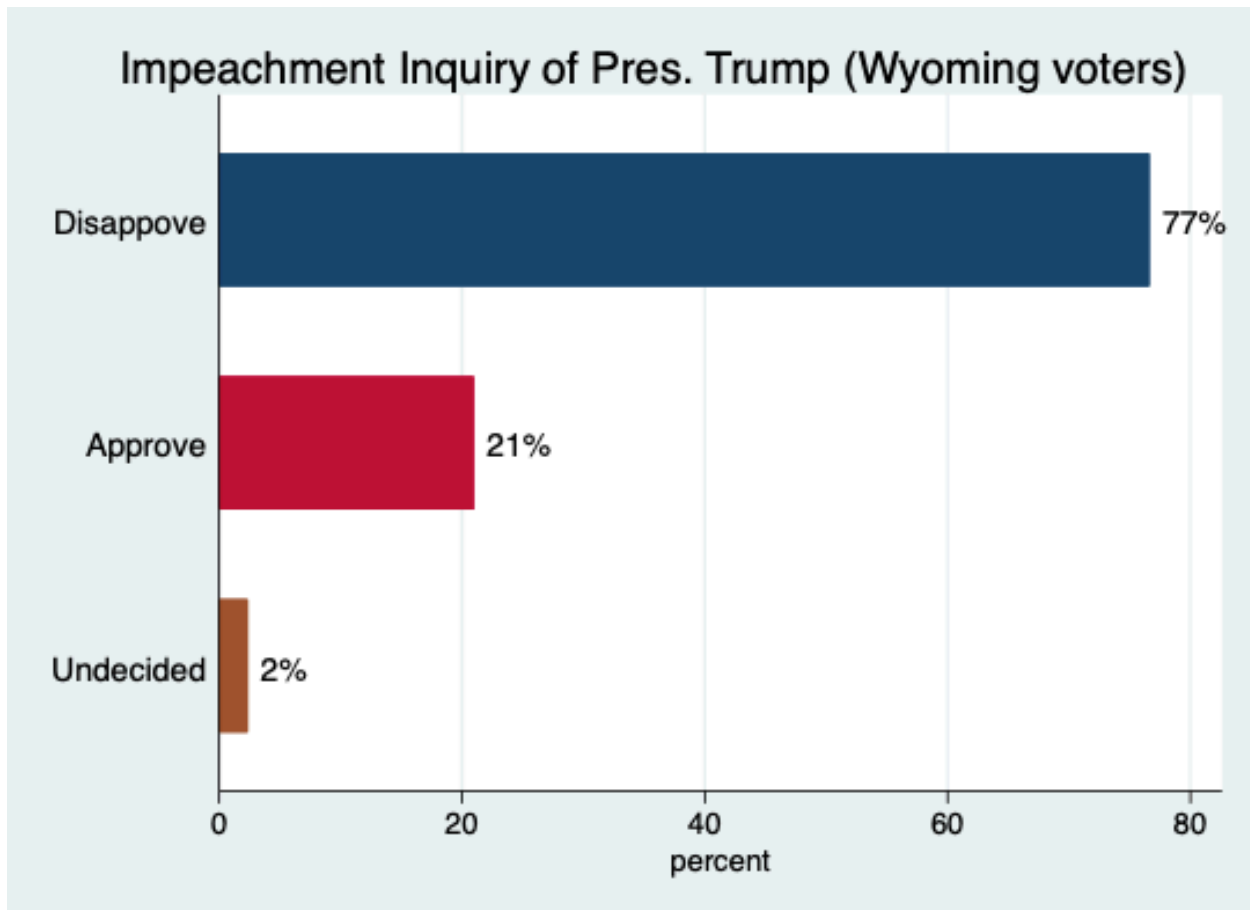
6a. As you may know, the House of Representatives has begun a formal impeachment inquiry to determine whether or not to bring impeachment charges against President Trump. Do you approve or disapprove of this impeachment inquiry? (Montana voters)



		PARTY AFFILIATION....			SEX.....		4-YR. DEG.....	
	Tot.	Rep.	Dem.	Ind.	Men	Wom.	Yes	No
Approve	33%	3%	77%	39%	29%	37%	44%	28%
Disapprove	59	88	17	53	66	53	50	64
Undecided	8	9	6	8	5	10	6	9

	AGE.....				RELIGION.....			
	18-29	30-44	45-64	65+	Cath.	Main.	Evan.	None
Approve	41%	31%	31%	30%	28%	35%	31%	53%
Disapprove	50	51	65	68	65	53	69	40
Undecided	9	18	4	1	7	12	0	8

6b. As you may know, the House of Representatives has begun a formal impeachment inquiry to determine whether or not to bring impeachment charges against President Trump. Do you approve or disapprove of this impeachment inquiry? (Wyoming voters)

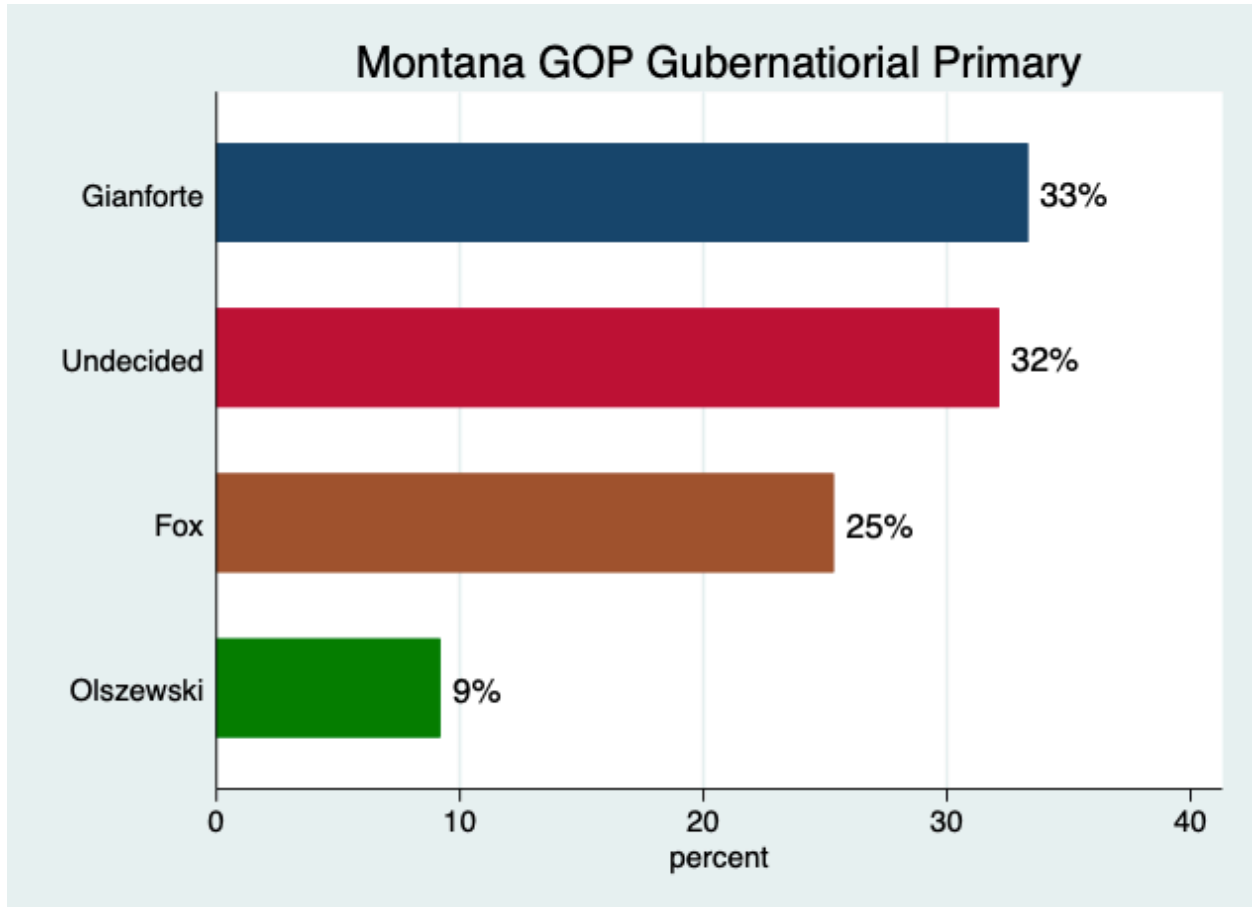


		PARTY AFFILIATION....			SEX.....		4-YR DEG.....	
	Tot.	Rep.	Dem.	Ind.	Men	Wom.	Yes	No
Approve	21%	5%	77%	44%	15%	27%	33%	16%
Disapprove	77	94	21	50	81	72	65	81
Undecided	2	1	2	5	4	1	2	3

	AGE.....				RELIGION.....			
	18-29	30-44	45-64	65+	Cath.	Main.	Evan.	None
Approve	20%	20%	27%	11%	30%	23%	10%	27%
Disapprove	80	77	70	86	70	77	80	71
Undecided	0	2	3	4	0	0	10	2

II. Montana Issues

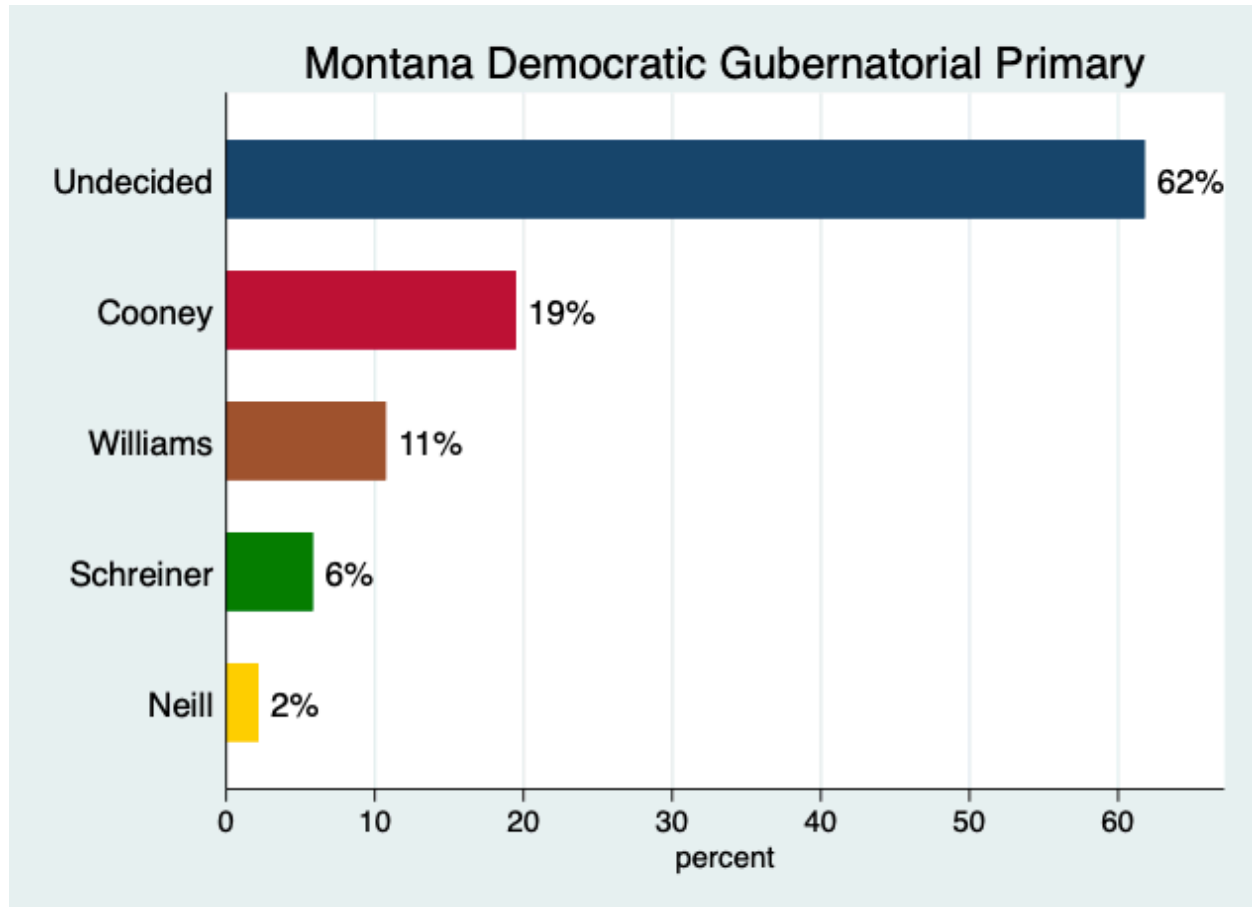
1. If the Republican primary for governor was being held today, for whom would you vote for? (Respondents who indicated they would vote in the Republican primary in June 2020)



	Tot.	SEX.....		AGE.....			
		Men	Wom.	18-29	30-44	45-64	65+
Gianforte	33%	47%	20%	23%	20%	43%	41%
Fox	25	25	26	0	26	38	24
Olszewski	9	6	12	22	6	3	13
Undecided	32	22	42	56	47	15	23

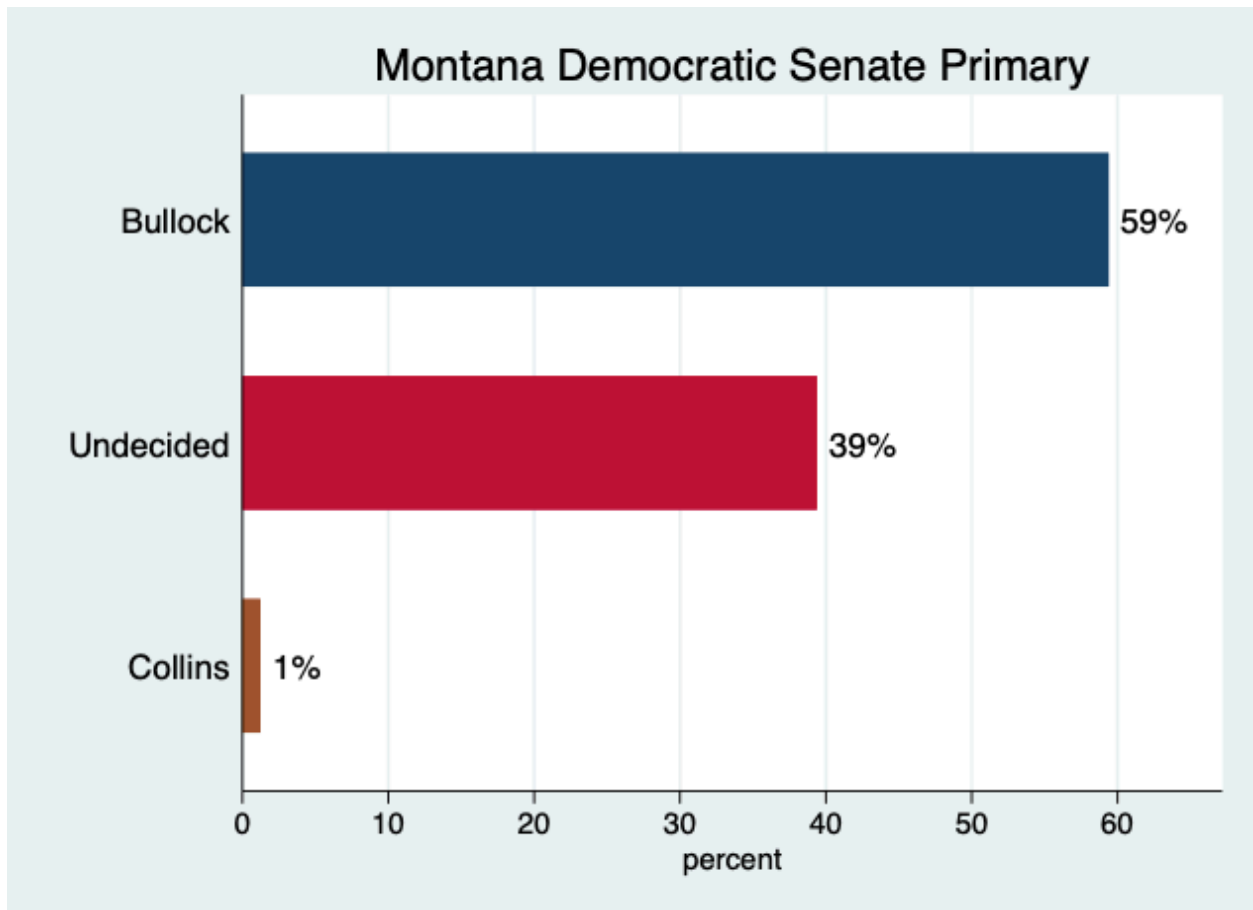
	Cath.	RELIGION.....			4-YR. DEGREE..	
		Main.	Evan.	None	Yes	No
Gianforte	30%	63%	30%	23%	36%	32%
Fox	39	10	43	16	27	25
Olszewski	12	0	4	14	7	10
Undecided	19	27	24	48	30	33

2. If the Democratic primary for governor was being held today, for whom would you vote for? (Respondents who indicated they would vote in the Democratic primary in June 2020)

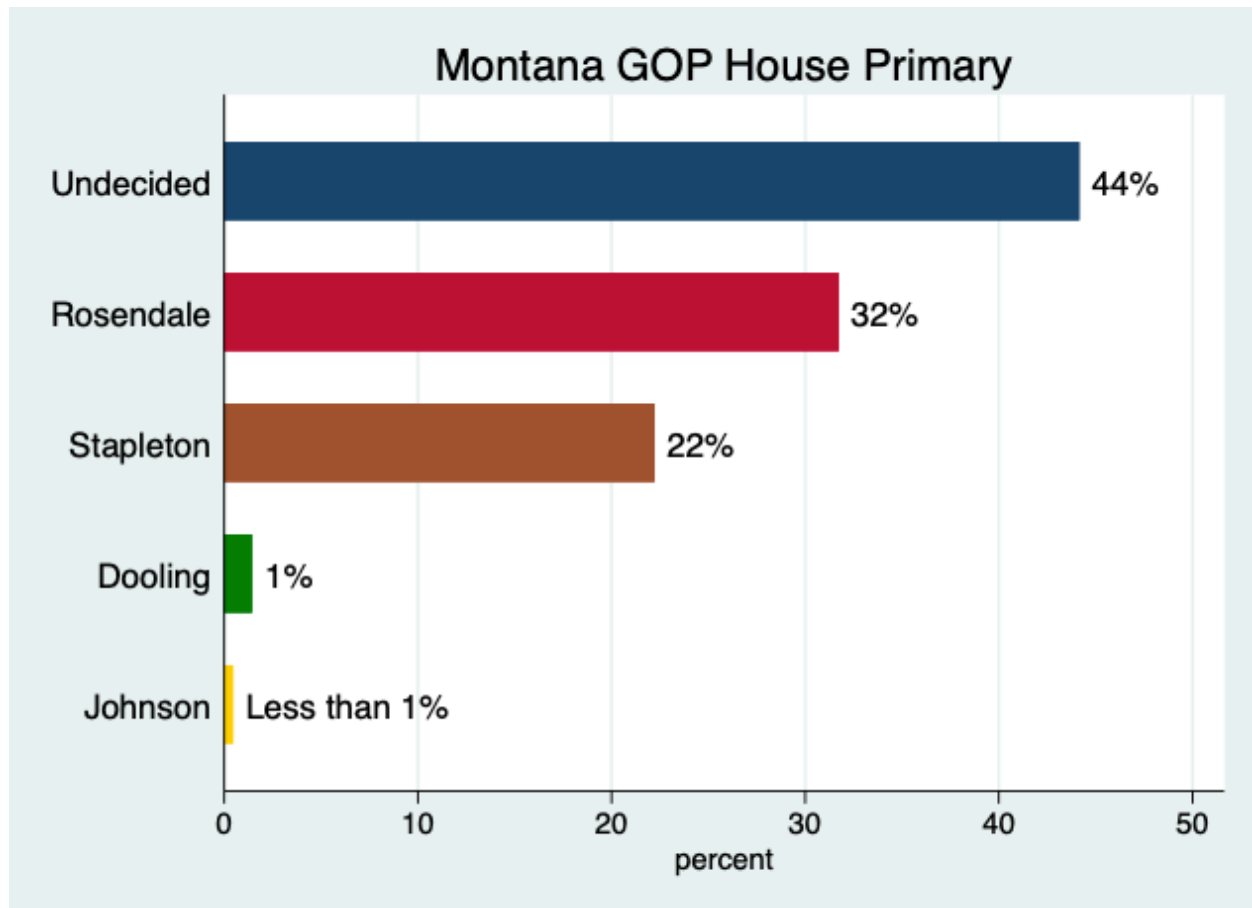


		SEX.....		4-YR DEG.	
	Tot.	Men	Wom.	Yes	No
Cooney	19%	18%	20%	14%	24%
Whitney Williams	11	20	6	13	9
Schreiner	6	0	9	5	7
Neill	2	6	0	0	4
Undecided	62	56	65	68	57

3. If the Democratic primary for U.S. Senate was being held today, for whom would you vote for? (Respondents who indicated they would vote in the Democratic primary in June 2020)



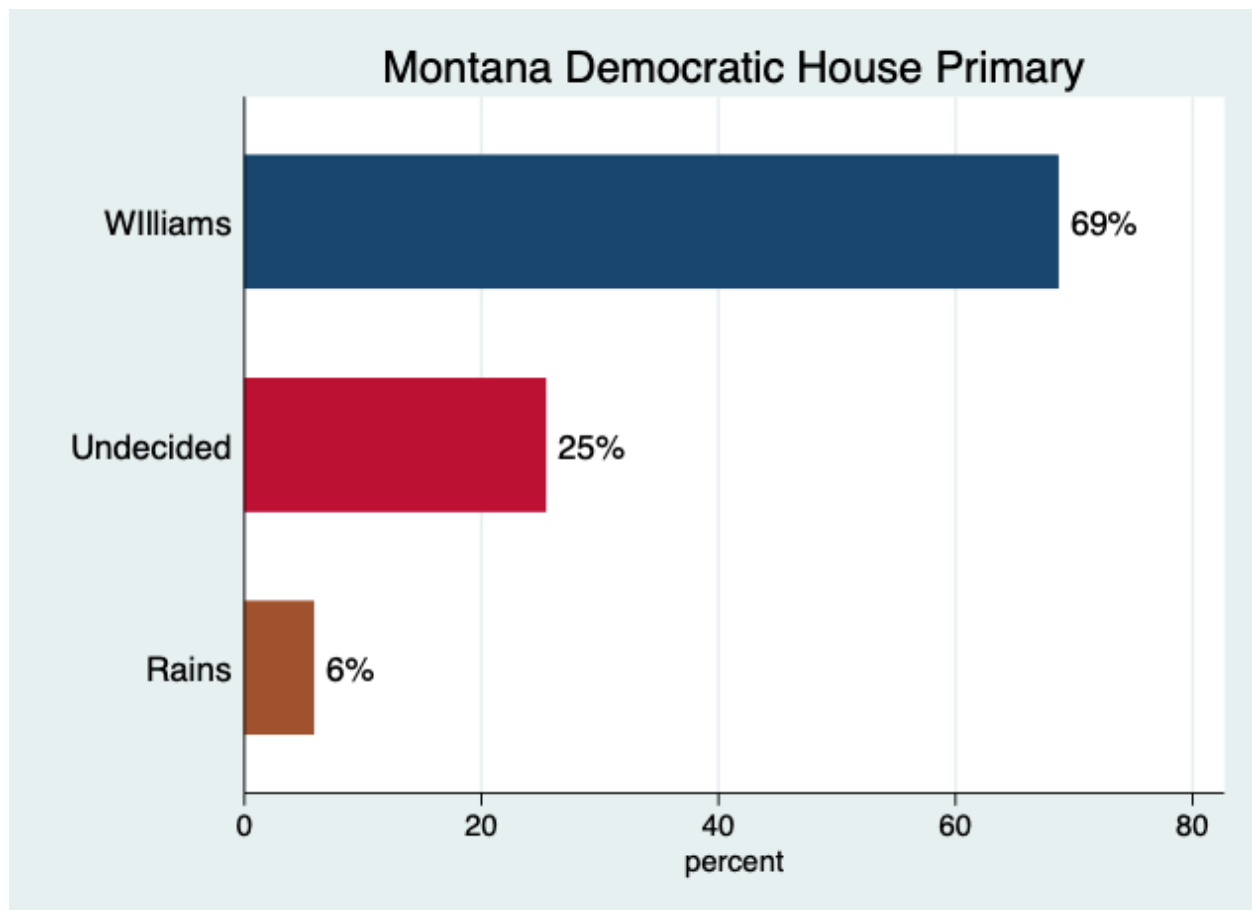
4. If the Republican primary for Montana's seat in the U.S. House of Representatives was being held today, for whom would you vote for? (Respondents who indicated they would vote in the Republican primary in June 2020)



		SEX.....		AGE.....			
	Tot.	Men	Wom.	18-29	30-44	45-64	65+
Rosendale	32%	36%	26%	22%	42%	31%	33%
Stapleton	22	24	21	14	20	31	15
Dooling	1	3	0	0	0	2	4
Johnson	<1	1	0	0	0	0	2
Undecided	44	37	53	64	39	37	46

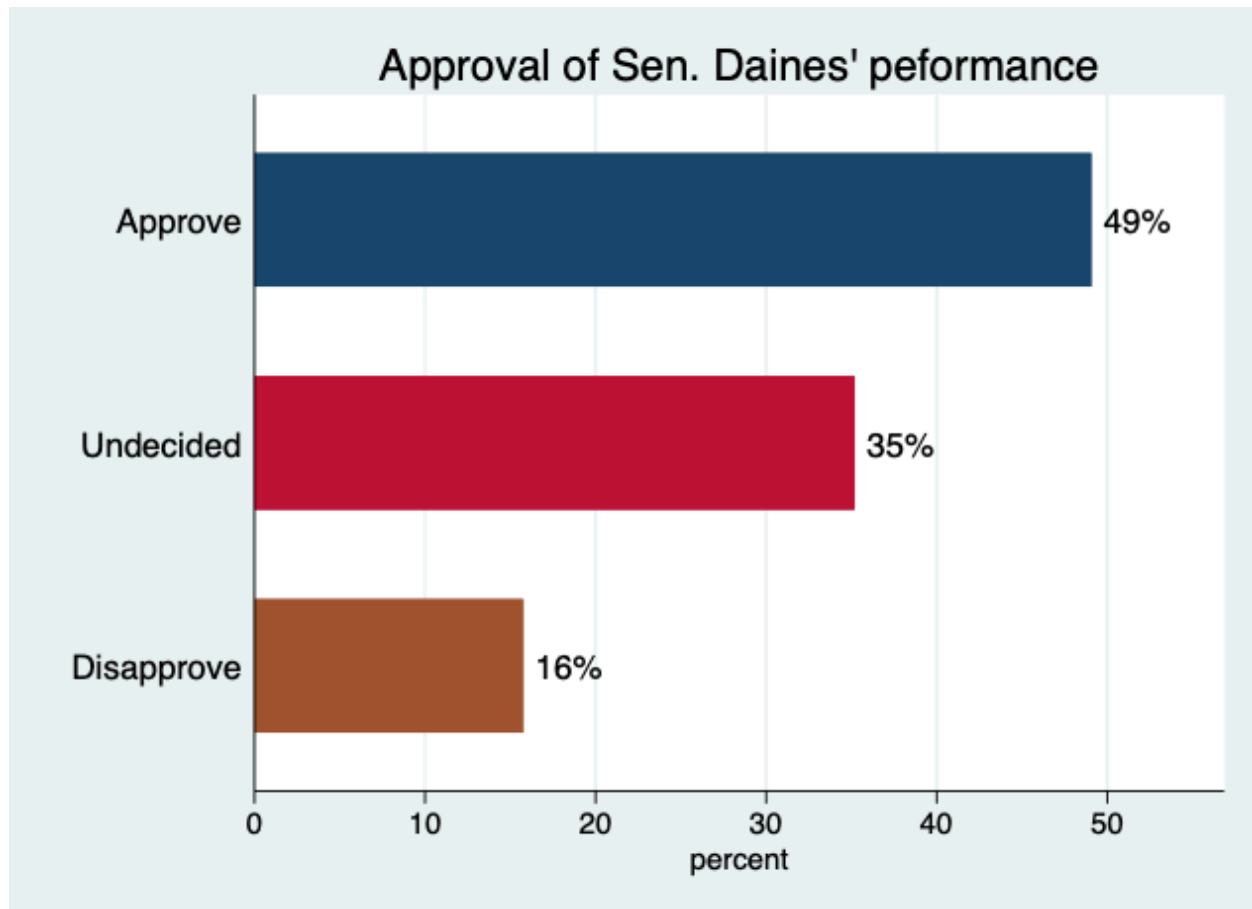
		RELIGION.....				4-YR. DEGREE..	
		Cath.	Main.	Evan.	None	Yes	No
Rosendale	20%	36%	36%	28%	28%	28%	33%
Stapleton	30	26	7	17	27	20	
Dooling	0	5	4	0	2	1	
Johnson	2	0	0	0	2	0	
Undecided	48	33	52	55	41	46	

5. If the Democratic primary for Montana's seat in the U.S. House of Representatives was being held today, for whom would you vote for? (Respondents who indicated they would vote in the Democratic primary in June 2020)



		SEX.....		4-YR DEG.	
	Tot.	Men	Wom.	Yes	No
Kathleen Williams	69%	66%	70%	73%	65%
Matt Rains	6	6	6	0	10
Undecided	25	27	24	27	24

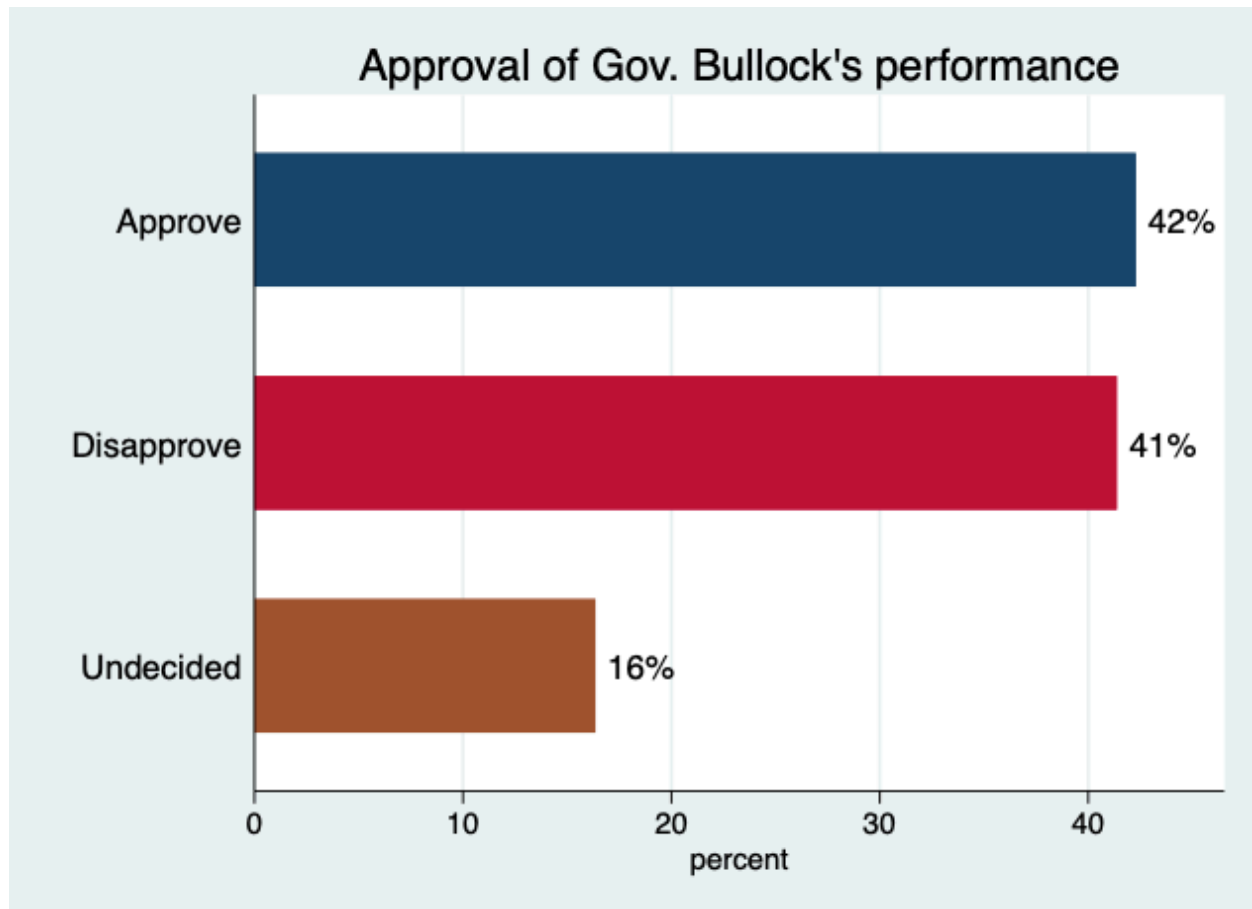
6. At this point in time, do you approve or disapprove of U.S. Senator Steve Daines' performance in office?



		PARTY AFFILIATION....			SEX.....		4-YR. DEG.....	
	Tot.	Rep.	Dem.	Ind.	Men	Wom.	Yes	No
Approve	50%	71%	32%	36%	57%	42%	51%	48%
Disapprove	16	3	37	12	14	17	36	7
Undecided	35	25	31	52	29	42	12	45

	AGE.....				RELIGION.....			
	18-29	30-44	45-64	65+	Cath.	Main.	Evan.	None
Approve	29%	35%	64%	61%	60%	69%	65%	27%
Disapprove	7	23	13	22	18	7	15	21
Undecided	65	42	23	17	21	24	20	53

7. At this point in time, do you approve or disapprove of Gov. Steve Bullock's performance in office?

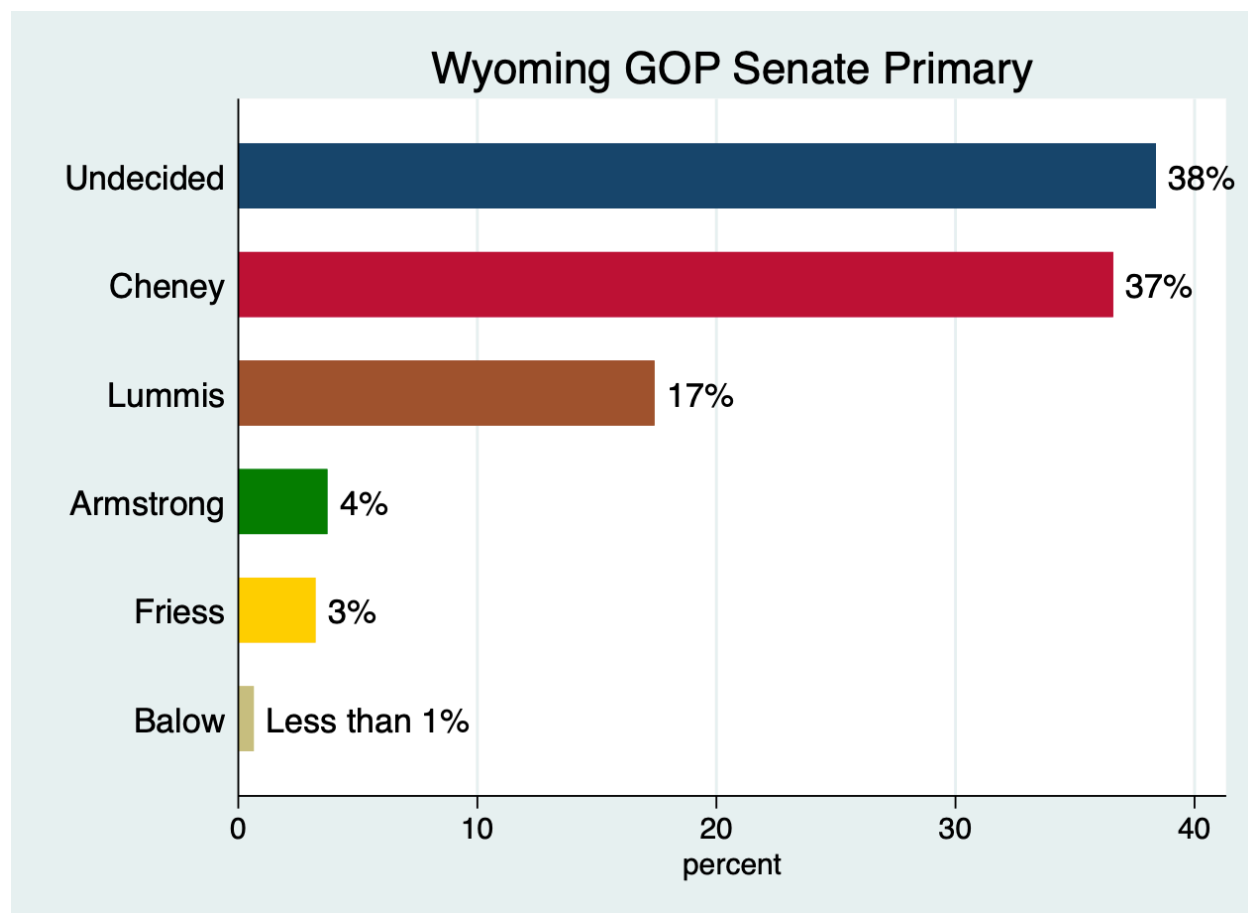


		PARTY AFFILIATION....			SEX.....		4-YR DEG.....	
	Tot.	Rep.	Dem.	Ind.	Men	Wom.	Yes	No
Approve	42%	27%	78%	46%	42%	43%	62%	34%
Disapprove	41	56	17	30	47	36	32	46
Undecided	16	17	5	24	11	21	6	21

	AGE.....				RELIGION.....			
	18-29	30-44	45-64	65+	Cath.	Main.	Evan.	None
Approve	39%	39%	47%	42%	25%	64%	59%	56%
Disapprove	41	33	48	39	62	19	41	25
Undecided	20	28	5	18	13	16	0	19

III. Wyoming Issues

1. If the Republican primary for U.S. Senate were being held today, for whom would you vote for? (Respondents who indicated they would vote in the Republican primary in August 2020)

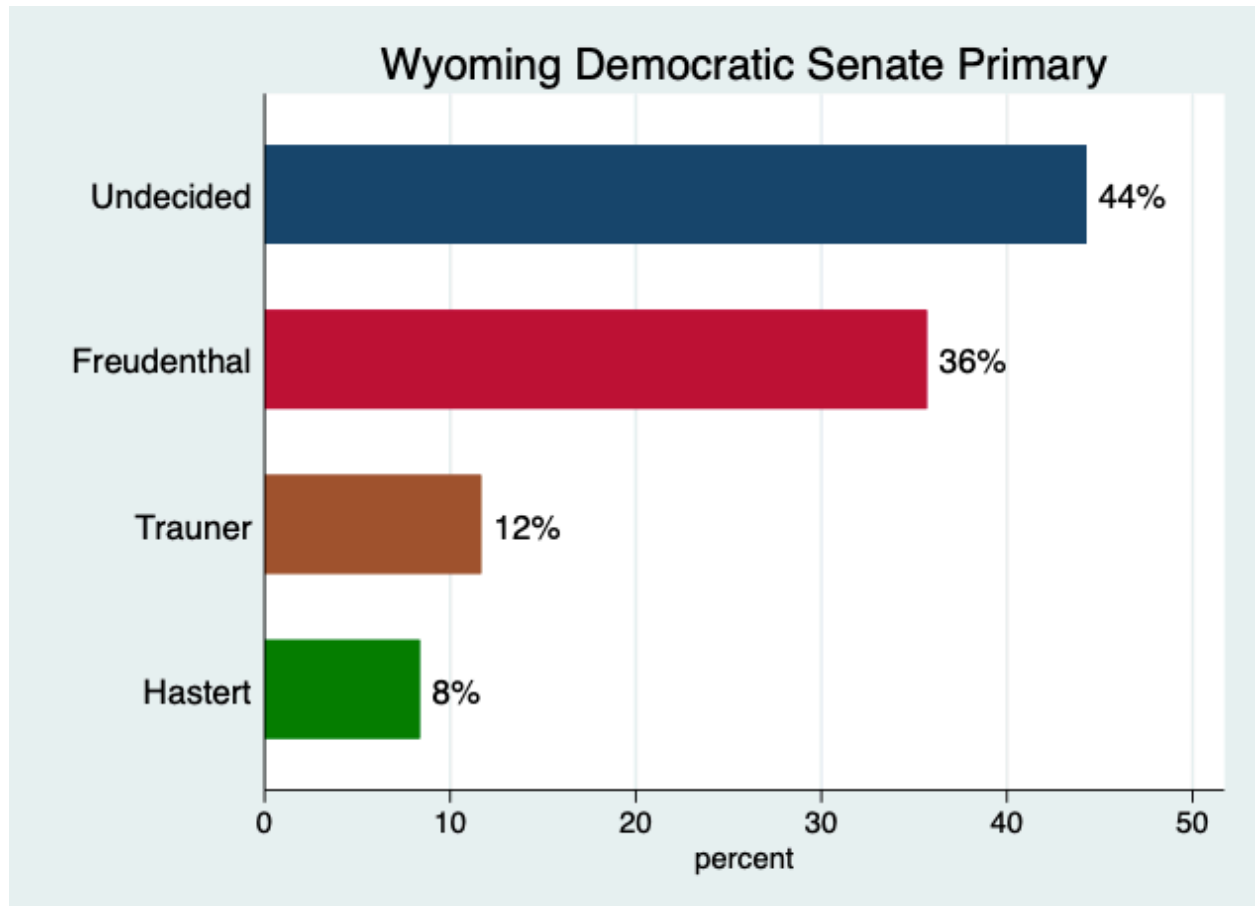


		SEX.....		AGE.....			
	Tot.	Men	Wom.	18-29	30-44	45-64	65+
Cheney	37%	37%	36%	25%	46%	30%	42%
Lummis	17	16	19	0	26	14	22
Armstrong	4	1	7	25	1	1	<1
Friess	3	3	3	0	1	5	5
Balow	1	<1	1	0	0	<1	3
Undecided	46	43	33	50	26	50	27

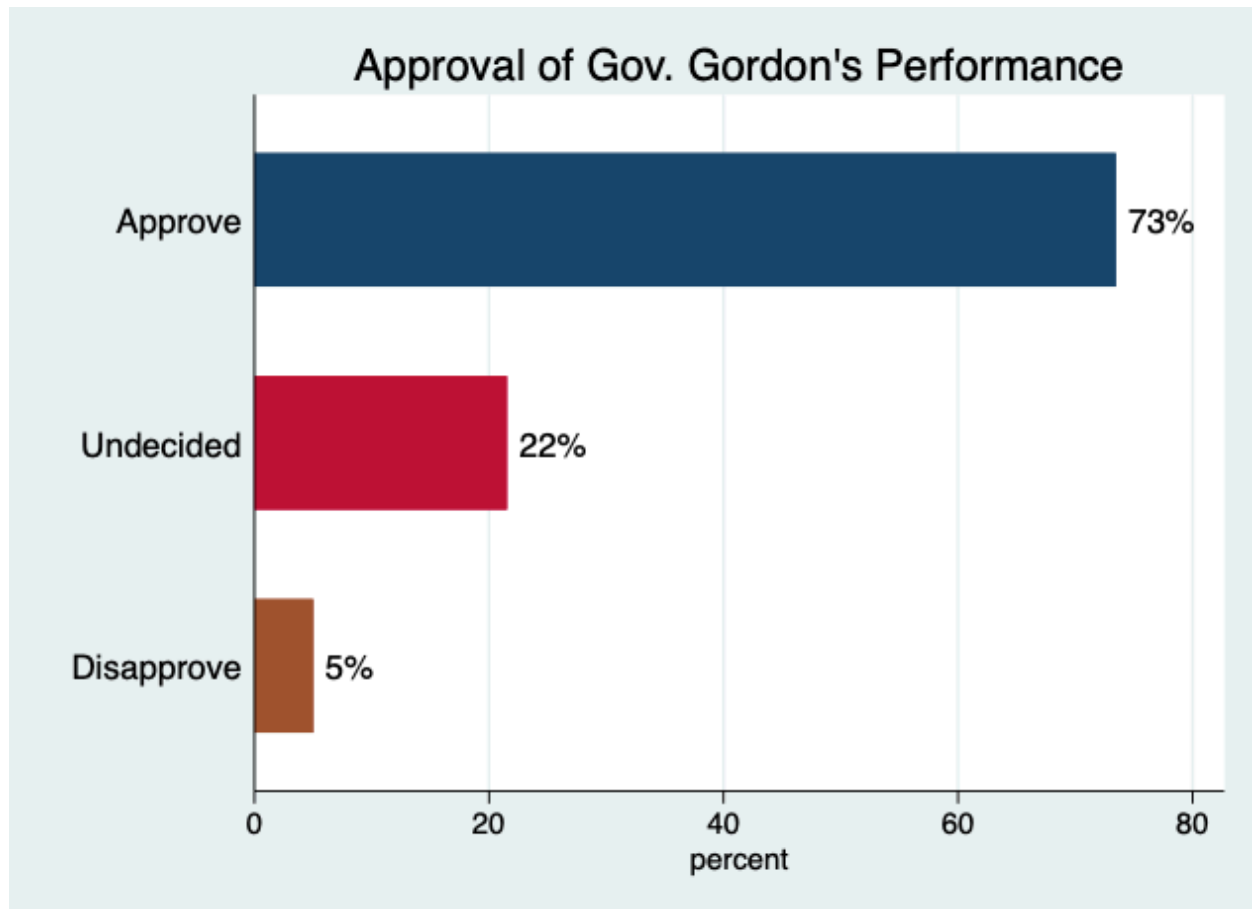
		RELIGION.....				4-YR. DEGREE..	
	Cath.	Main.	Evan.	None	Yes	No	
Cheney	38%	40%	50%	25%	35%	37	
Lummis	13	19	2	16	11	19	
Armstrong	13	0	0	1	1	4	
Friess	0	0	4	0	4	3	

Balow	0	3	0	1	2	<1
Undecided	37	38	44	58	48	36

2. If the Democratic primary for U.S. Senate were being held today, for whom would you vote for? (Respondents who indicated they would vote in the Democratic primary in August 2020)



3. At this point in time, do you approve or disapprove of Governor Mark Gordon's performance in office?



		PARTY AFFILIATION...			SEX.....		4-YR DEG.....	
	Tot.	Rep.	Dem.	Ind.	Men	Wom.	Yes	No
Approve	74%	73%	72%	74%	77%	70%	33%	16%
Disapprove	22	22	11	3	2	8	65	81
Undecided	5	4	16	24	20	23	2	3

	AGE.....				RELIGION.....			
	18-29	30-44	45-64	65+	Cath.	Main.	Evan.	None
Approve	100%	69%	77%	59%	3%	59%	61%	81%
Disapprove	0	0	5	17	85	0	12	8
Undecided	<1	31	18	25	12	41	27	11