




Getting Started

MSUB Writing Center in the ASC

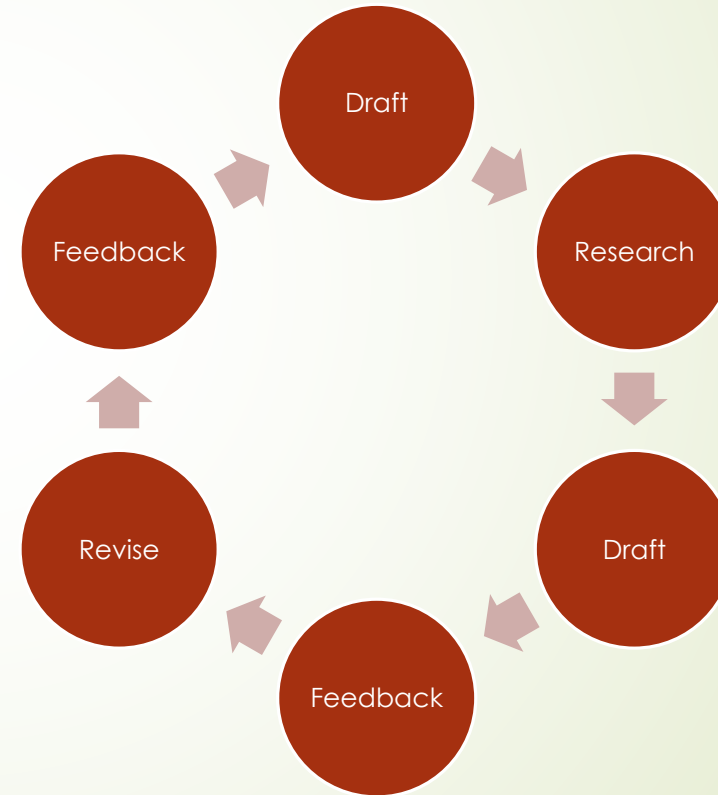


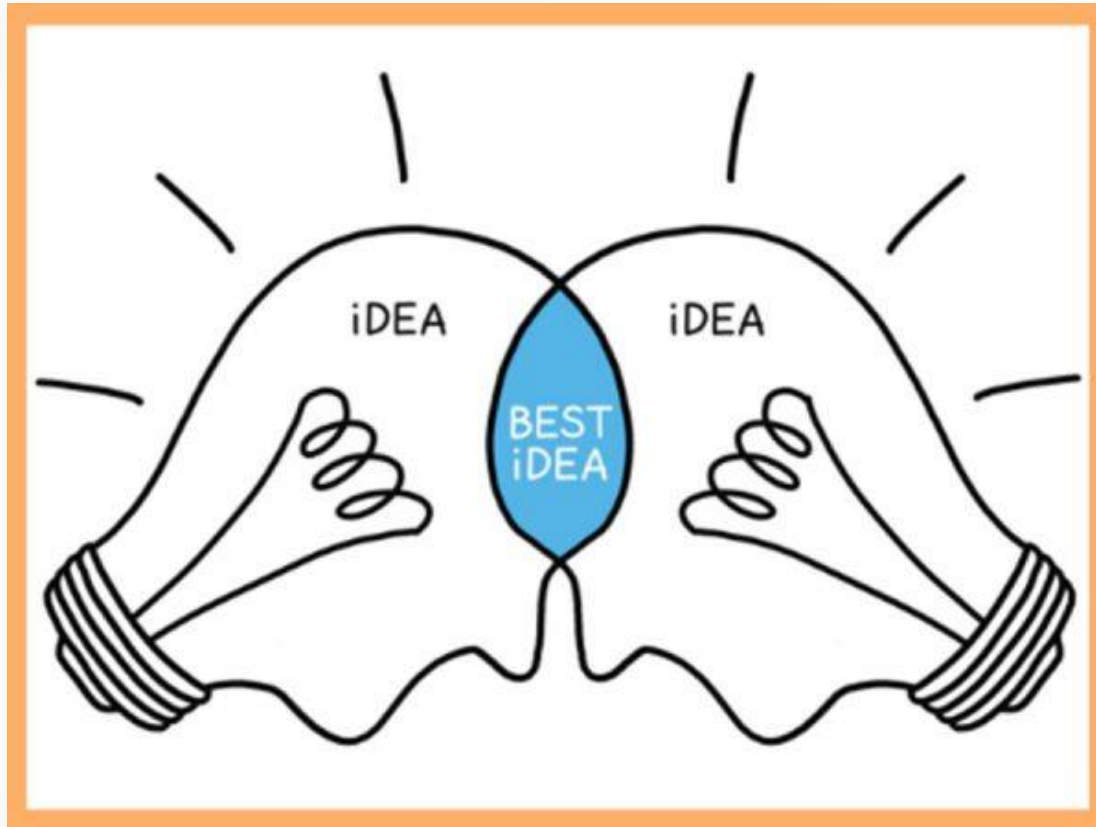
So You Have a Writing Assignment (or You Want to Write Something)...

- ▶ Now what?
- ▶ Start by reading your assignment prompt and rubric when you receive it.
 - ▶ Knowing what is expected of you saves time as you work.
- ▶ Ask plenty of questions, in class or during office hours.
 - ▶ Your instructor is grading your assignment, so their answers matter to your process.
- ▶ Seek consultation
 - ▶ Writing and learning are collaborative efforts!
- ▶ Plan ahead.
 - ▶ **Writing is a process** that takes time and multiple steps to be done effectively.

The Writing Process

- Brainstorm
- Research
- Draft
- Get feedback
- Research
- Draft
- Get feedback
- Revise
- Submit
- Get feedback





Brainstorm

- Noun: “a spontaneous group discussion to produce ideas and ways of solving problems”
- Verb: “produce an idea or way of solving a problem by holding a spontaneous group discussion” (*Oxford English Dictionary*).

► Image:

<https://keepmepostedpostcards.com/product/brainstorm/>



Brainstorming and Generating Ideas

➤ With a Group

- Talk about the assignment with
 - your classmates
 - your instructor
 - a writing tutor
 - your family
- Work collaboratively (if allowed)
- Share any of your individual methods of generating ideas with a group

➤ On Your Own

- Free write
- Make a concept map
- Read, research, and annotate



Topics

Assigned a topic?

- Narrow down to the aspect of it you find most interesting, engaging, or convincing
- Select an outside article or assigned reading on the topic that resonates with you and build from there

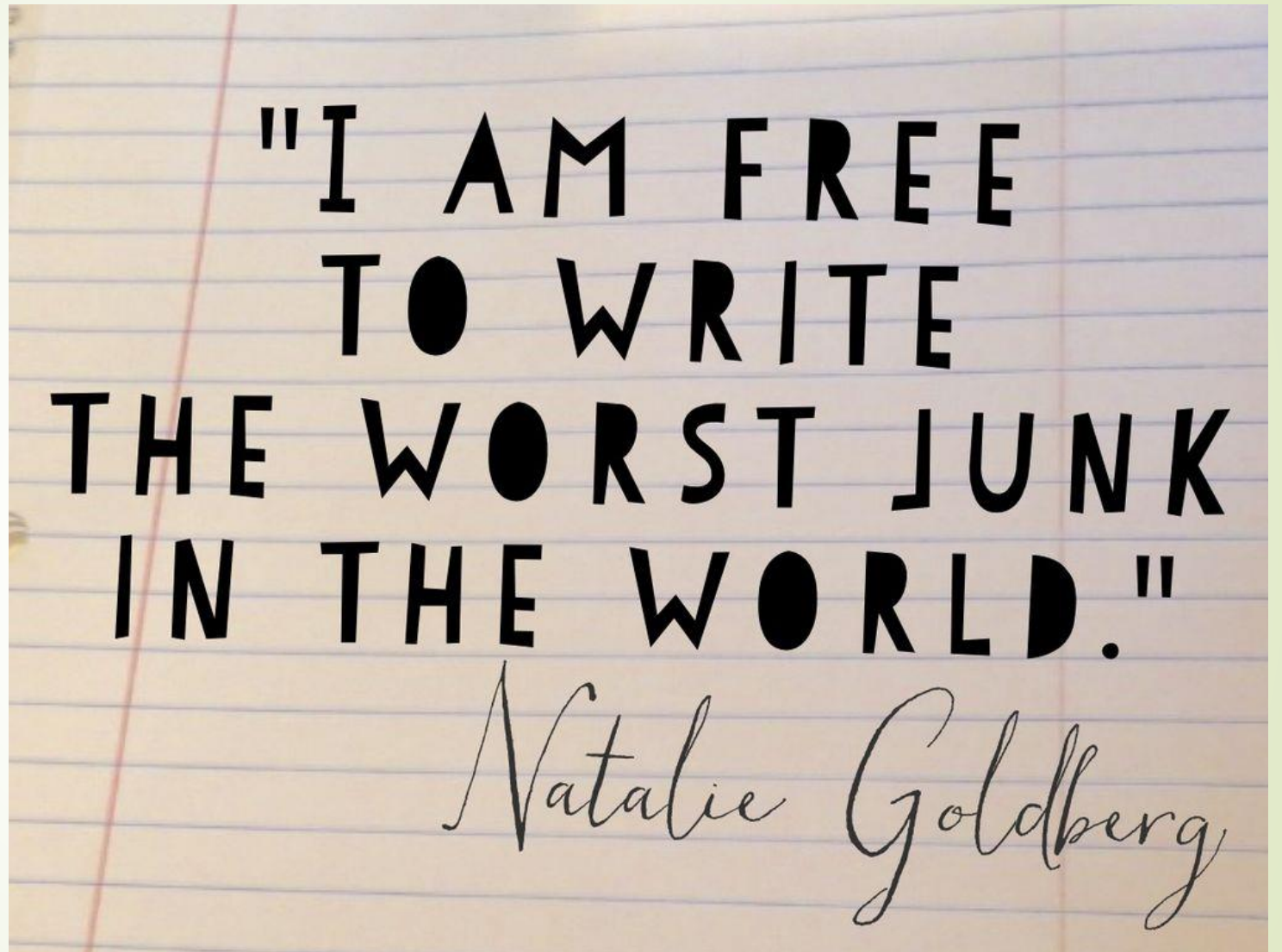
Picking your topic?

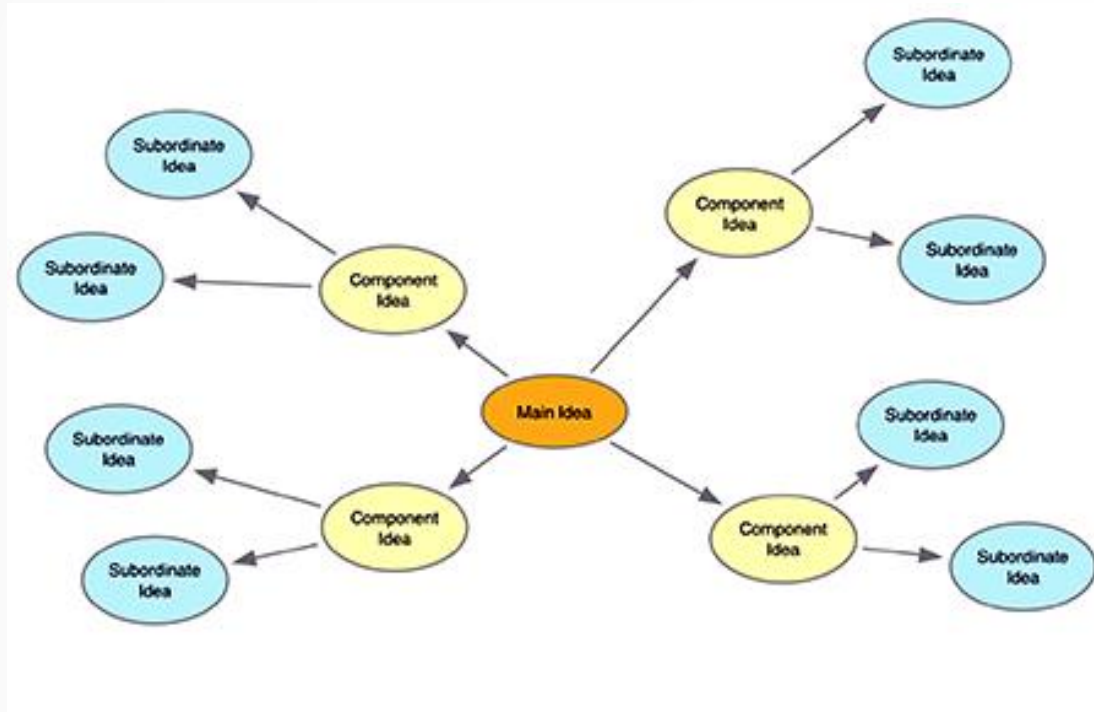
- Start broad and narrow down by employing idea generating strategies and reading/research
- Pick something engaging or interesting to you
- Pick something related to your major or profession

Free write

- Just start writing
- Let it be messy
- Write **towards** what you want to write about
 - An idea or direction will emerge

Image: <https://www.haikudeck.com/free-write---writers-notebooks--business-presentation-52dabeadc9#slide7>





Make a Concept Map

- ▶ Great for identifying topics and sub-topics
- ▶ Helps to identify relationships and patterns between ideas
- ▶ A visual tool in a reading/writing-driven learning environment

Image: <https://www.ashland.edu/administration/content/introducing-concept-maps>

Read, Research, and Annotate

- Read and research towards an idea or topic
 - Expand your background knowledge
 - Find the way the topic relates to your assignment, class, major or profession
 - Find search terms to use later
 - Formulate a research or framing question; write a purpose or thesis statement
- Annotate (take notes)
 - Use a rating system in the margins (*, +, -, !)
 - Record bibliographic entries for use later
 - Write the answers to your question(s)

Image: <https://exporthub.co/best-content-research-tools/>



It's Activity Time!

- ▶ Try out the idea generating strategies
 - ▶ Free write
 - ▶ Make a concept map
 - ▶ Read, research, and annotate
- ▶ We are here to help!
- ▶ Share your work with the group

Want Help Getting Started or with Anything Else Writing Related?

- ▶ City College ASC – Tech Building
 - ▶ 406-247-3022
 - ▶ M-F 8am-5pm
- ▶ University Campus ASC – Student Union Building
 - ▶ 406-657-1641
 - ▶ M-Th 8am-8pm; F 8am-5pm
- ▶ Writing Services
 - ▶ Drop-in support available at both campuses
 - ▶ Online appointments and email consultations available
 - ▶ Email: writingcenter@msubillings.edu
- ▶ To schedule an appointment and for more information, visit: www.msubillings.edu/asc/